



HO 30K Gallon Ethanol Tank Car

Announced: 02.27.15
Orders Due: 03.27.15

ETA: December 2015

Chief



Era: 1993+




ATH98432	#89953
ATH98433	#89954, 89957, 89960
ATH98434	#89955, 89958, 89961
ATH98435	#89956, 89959, 89962

CHS



Era: 1999+

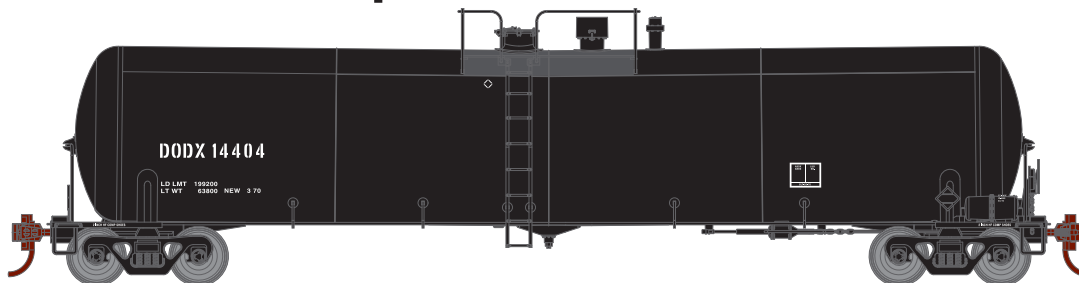


ATH98436	#255005
ATH98437	#255009, 255029, 255062
ATH98438	#255011, 255037, 255079
ATH98439	#255016, 255042, 255098

U.S. Department of Defense



Era: 1990+



ATH98440	#14404
ATH98441	#14408, 14427, 14456
ATH98442	#14411, 14434, 14462
ATH98443	#14415, 14442, 14482

\$35.98-SINGLE

\$106.98-3 PACK



Visit Your Local Retailer | Visit www.athearn.com | Call 1.800.338.4639



HO 30K Gallon Ethanol Tank Car

Announced: 02.27.15
Orders Due: 03.27.15

ETA: December 2015

Abengoa Bioenergy



Era: 2005+




ATH98444	#202083
ATH98445	#202098, 202136, 202214
ATH98446	#202112, 202156, 202237
ATH98447	#202128, 202188, 202268

NATX



Era: 2004+



ATH98448	#302633
ATH98449	#306252, 302691, 302891
ATH98450	#302661, 302706, 303312
ATH98451	#302689, 302728, 303409

Renewable Products



Era: 2004+



ATH98452	#194099
ATH98453	#195020, 196048, 197114
ATH98454	#195072, 196077, 198218
ATH98455	#196002, 196099, 199518

\$35.98-SINGLE

\$106.98-3 PACK

Visit Your Local Retailer | Visit www.athearn.com | Call 1.800.338.4639





HO 30K Gallon Ethanol Tank Car

Announced: 02.27.15
Orders Due: 03.27.15

ETA: December 2015

Prototype Information

Modern ethanol tank cars have a 30,000-gallon capacity. Most tank cars are owned by railcar leasing companies. Many are leased to the ethanol producing companies and carry their company logos. Fuel dealers, small refineries and other industries receive single cars and small blocks of cars that are mixed into freight trains. Large gasoline refineries may receive 100-car unit trains several times per week.

MODEL FEATURES

- Scaled from prototype manufacturer's drawings
- Separately applied walkway platform, manway, outlet, ladders, brake rigging detail, safety rail supports and tank saddles
- Photo etched metal walkways and end platforms
- Wire safety rails and end handrails
- Printed placards
- Full underframe detail: air brake reservoir, control valve, and brake cylinder with plumbing and brake rod details
- Body-mounted, McHenry operating scale upper and lower shelf knuckle couplers
- 100 ton roller bearing trucks with machined metal wheels
- Fully-assembled and ready-to-run
- Accurately painted and printed
- Highly-detailed, injection-molded body
- Weighted for trouble free operation
- Wheels with RP25 contours operate on Code 55, 70, 75, 80, 83 and 100 rail
- Window packaging for easy viewing
- Interior plastic blister safely holds the model for convenient storage
- Minimum radius: 18"
- Recommended radius: 22"

\$35.98-SINGLE

\$106.98-3 PACK



Visit Your Local Retailer | Visit www.athearn.com | Call 1.800.338.4639