
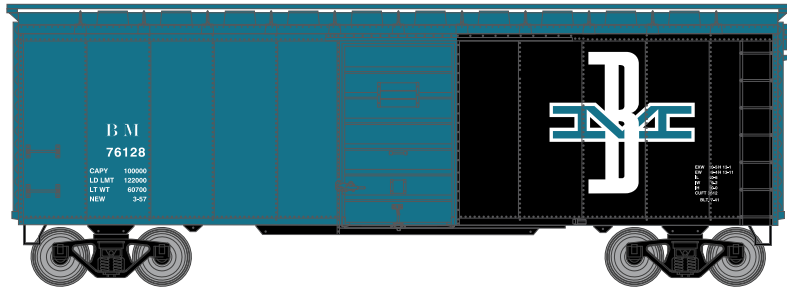





HO 40' Boxcar Boston & Maine

Announced 04.24.15
Orders Due: 05.22.15

ETA: February 2016

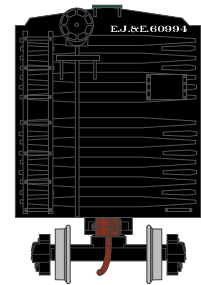
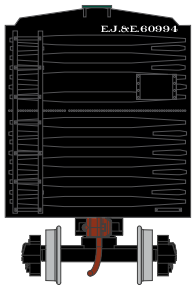


Era: 1957+

ATH71983
ATH71984
ATH71985

HO RTR 40' Superior Door Box, B&M #76128
HO RTR 40' Superior Door Box, B&M #76374
HO RTR 40' Superior Door Box, B&M #76492

Elgin Joliet & Eastern

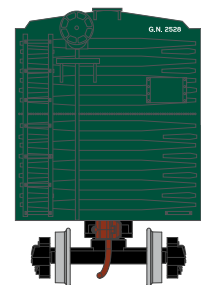
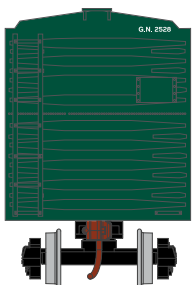


Era: 1948+

ATH71986
ATH71987
ATH71988

HO RTR 40' Superior Door Box, EJ&E #60994
HO RTR 40' Superior Door Box, EJ&E #61137
HO RTR 40' Superior Door Box, EJ&E #61356

Great Northern



Era: 1948+

ATH71989
ATH71990
ATH71991

HO RTR 40' Superior Door Box, GN #2528
HO RTR 40' Superior Door Box, GN #2533
HO RTR 40' Superior Door Box, GN #2547

\$23.98



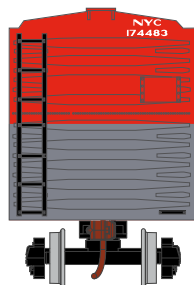
Visit Your Local Retailer | Visit www.athearn.com | Call 1.800.338.4639



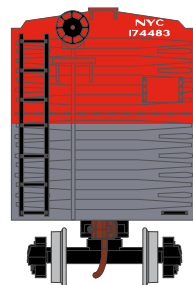
HO 40' Boxcar New York Central

Announced 04.24.15
Orders Due: 05.22.15

ETA: February 2016



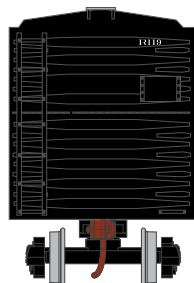
Era: 1949+



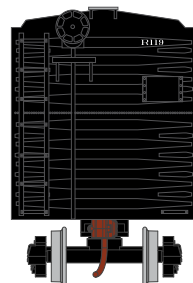

ATH71992
ATH71993
ATH71994

HO RTR 40' Superior Door Box, NYC #174483
HO RTR 40' Superior Door Box, NYC #174527
HO RTR 40' Superior Door Box, NYC #174746

Rutland



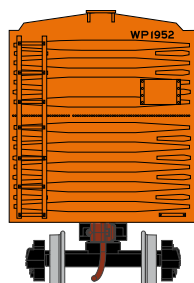
Era: 1956+



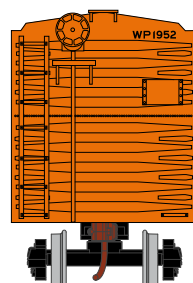
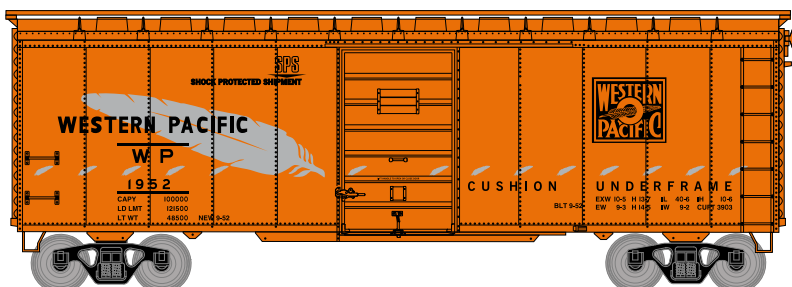
ATH71995
ATH71996
ATH71997

HO RTR 40' Superior Door Box, Rutland #119
HO RTR 40' Superior Door Box, Rutland #142
HO RTR 40' Superior Door Box, Rutland #187

Western Pacific



Era: 1954+



ATH71998
ATH71999
ATH72340

HO RTR 40' Superior Door Box, WP #1952
HO RTR 40' Superior Door Box, WP #1964
HO RTR 40' Superior Door Box, WP #1970

\$23.98



Visit Your Local Retailer | Visit www.athearn.com | Call 1.800.338.4639

* Union Pacific Licensed Product



HO 40' Boxcar

All Railroads

Announced 04.24.15
Orders Due: 05.22.15

ETA: February 2016

MODEL FEATURES:

- Superior Door unless noted
- Separately applied roof walk and brake wheel
- 70-Ton Bettendorf trucks with 33" machined metal wheels
- Fully-assembled and ready to run out of the box
- Highly-detailed, injection-molded body
- Painted and printed for realistic decoration
- Multiple road numbers
- Weighted for trouble free operation
- Wheels with RP25 contours operate on Code 55, 70, 75, 80, 83, 100 rail
- Body mounted McHenry operating scale knuckle couplers
- Window packaging for easy viewing plus interior plastic blister safely holds the model for convenient storage
- Minimum radius: 18"

PROTOTYPE AND BACKGROUND INFO:

Ubiquitous to an earlier era, the typical post-World War II boxcar was 40 feet in length with a 6-foot door opening in each side. These cars roamed the country in general service hauling such things as eastern merchandise, north western lumber, furniture, paper, auto parts and grain. The shipper made sure his freight fit into the 40-foot general service boxcar if it couldn't be hauled in tank, hopper or gondola cars.

\$23.98



Visit Your Local Retailer | Visit www.athearn.com | Call 1.800.338.4639