



HO 50' PC&F 10' Plug Door Box

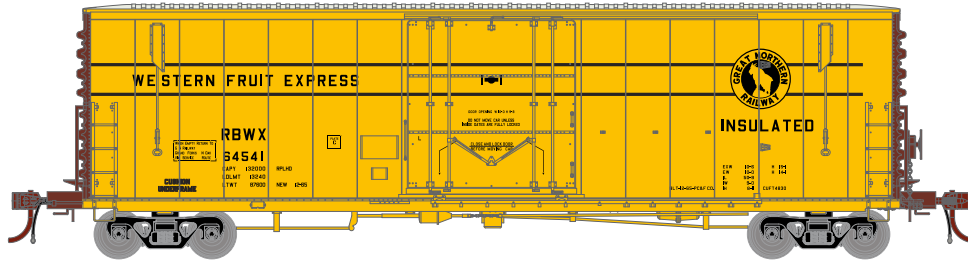
Announced 9.27.19
Orders Due: 10.25.19

Western Fruit Express

ETA: September 2020

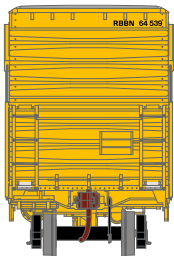


Era: 1965+


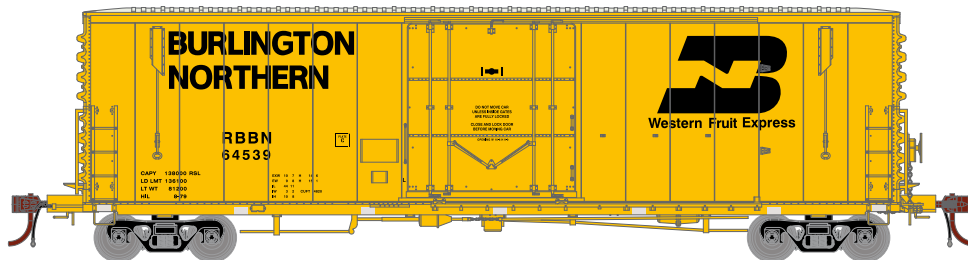


- ATHG26771 HO 50' PC&F Welded Side Box w/10'6" Door, RBWX #64541
- ATHG26772 HO 50' PC&F Welded Side Box w/10'6" Door, RBWX #64574
- ATHG26773 HO 50' PC&F Welded Side Box w/10'6" Door, RBWX #64558
- ATHG26774 HO 50' PC&F Welded Side Box w/10'6" Door, RBWX #64660

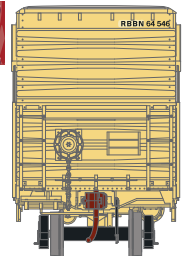
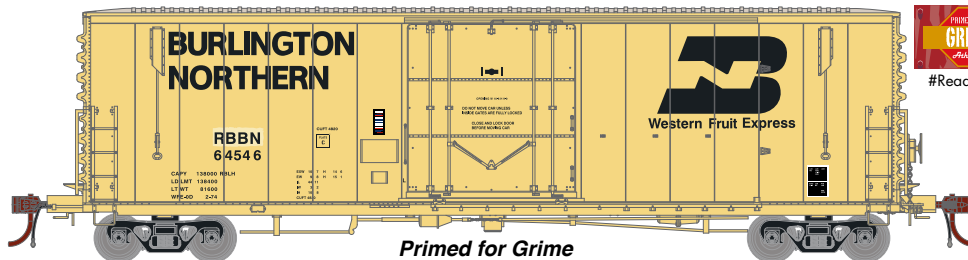
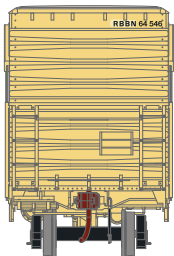
Burlington Northern



Era: 1970s+



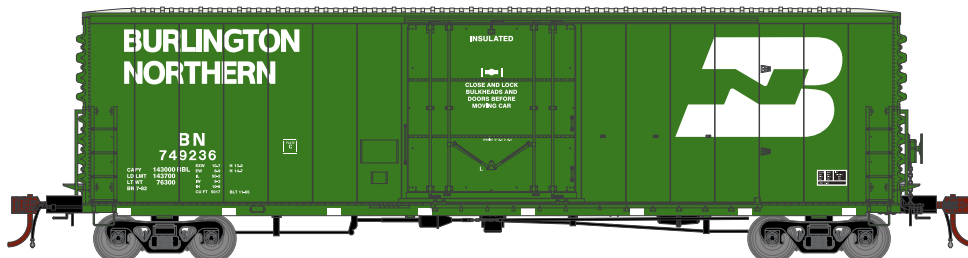
- ATHG26779 HO 50' PC&F Welded Side Box w/10'6" Door, RBBN #64539
- ATHG26780 HO 50' PC&F Welded Side Box w/10'6" Door, RBBN #64544
- ATHG26781 HO 50' PC&F Welded Side Box w/10'6" Door, RBBN #64550
- ATHG26782 HO 50' PC&F Welded Side Box w/10'6" Door, RBBN #64551



- ATHG26783 HO 50' PC&F Welded Side Box w/10'6" Door, RBBN #64546



Era: 1982+



- ATHG26775 HO 50' PC&F Welded Side Box w/10'6" Door, BN #749236
- ATHG26776 HO 50' PC&F Welded Side Box w/10'6" Door, BN #749237
- ATHG26777 HO 50' PC&F Welded Side Box w/10'6" Door, BN #749245
- ATHG26778 HO 50' PC&F Welded Side Box w/10'6" Door, BN #749268

\$43.98SRP

These items are subject to Horizon's MAP policy



Visit Your Local Retailer | Visit www.athearn.com | Call 1.800.338.4639

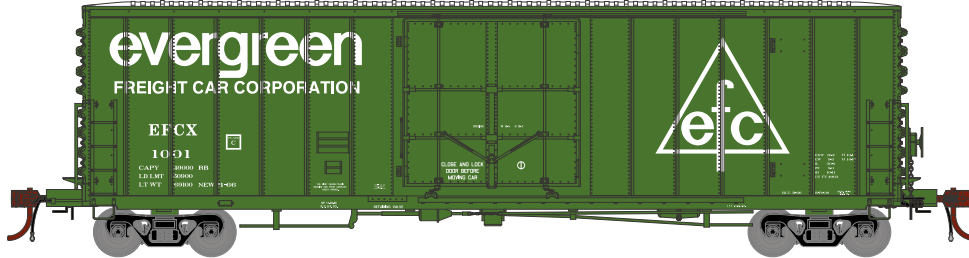


HO 50' PC&F 10' Plug Door Box Evergreen Freight Car Corp.

Announced 9.27.19
Orders Due: 10.25.19
ETA: September 2020



Era: 1966+



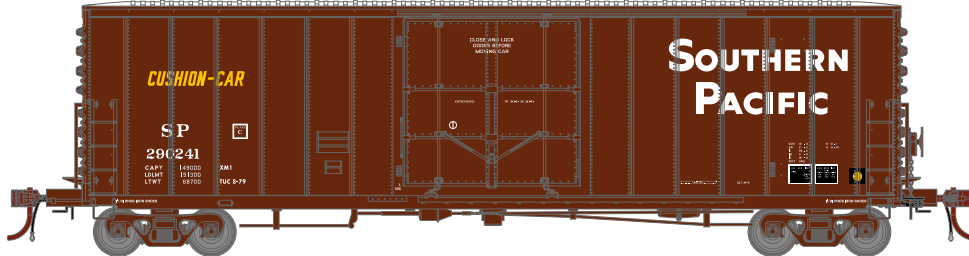
ATHG26795 HO 50' PC&F Riveted Side Box w/10'6" Door, EFCX #1001
 ATHG26796 HO 50' PC&F Riveted Side Box w/10'6" Door, EFCX #2256
 ATHG26797 HO 50' PC&F Riveted Side Box w/10'6" Door, EFCX #2450
 ATHG26798 HO 50' PC&F Riveted Side Box w/10'6" Door, EFCX #2777



Southern Pacific*



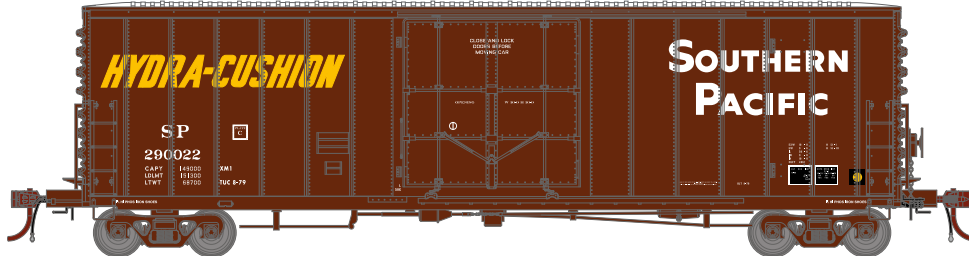
Era: 1979+



ATHG26789 HO 50' PC&F Riveted Side Box w/10'6" Door, SP Small Herald #290241
 ATHG26790 HO 50' PC&F Riveted Side Box w/10'6" Door, SP Small Herald #290246
 ATHG26791 HO 50' PC&F Riveted Side Box w/10'6" Door, SP Small Herald #290924



Era: 1979+



ATHG26792 HO 50' PC&F Riveted Side Box w/10'6" Door, SP Hydra Cushion #290022
 ATHG26793 HO 50' PC&F Riveted Side Box w/10'6" Door, SP Hydra Cushion #291079
 ATHG26794 HO 50' PC&F Riveted Side Box w/10'6" Door, SP Hydra Cushion #291368



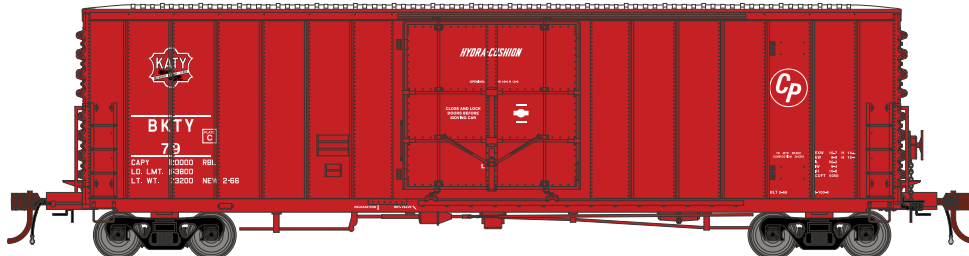
SP FEATURES:

- First time B-70-38. These cars were purchased second hand from EFCX (Evergreen Freight Car Corp.) in 1978-79
- Without distinctive "Load Divider" heralds
- Repainted with either a small "CUSHION-CAR" or large "HYDRA-CUSHION" herald

Missouri Kansas Texas*



Era: 1966+



ATHG26799 HO 50' PC&F Riveted Side Box w/10'6" Door, BKTY #79
 ATHG26800 HO 50' PC&F Riveted Side Box w/10'6" Door, BKTY #82
 ATHG26801 HO 50' PC&F Riveted Side Box w/10'6" Door, BKTY #88
 ATHG26802 HO 50' PC&F Riveted Side Box w/10'6" Door, BKTY #97



\$43.98SRP



These items are subject to Horizon's MAP policy
* Union Pacific Licensed Product

Visit Your Local Retailer | Visit www.athearn.com | Call 1.800.338.4639



HO 50' PC&F 10' Plug Door Box


Announced 9.27.19
Orders Due: 10.25.19

ETA: September 2020

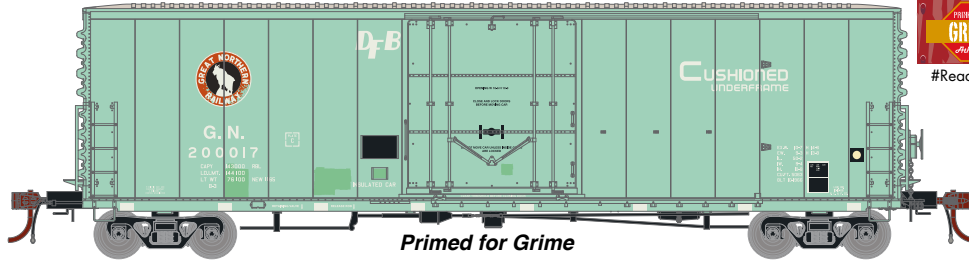
Great Northern



Era: 1965+

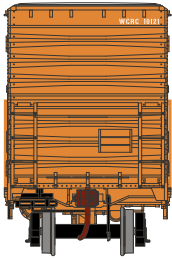


ATHG26784 HO 50' PC&F Welded Side Box w/10'6" Door, GN #200016
 ATHG26785 HO 50' PC&F Welded Side Box w/10'6" Door, GN #200029
 ATHG26786 HO 50' PC&F Welded Side Box w/10'6" Door, GN #200046
 ATHG26787 HO 50' PC&F Welded Side Box w/10'6" Door, GN #200047


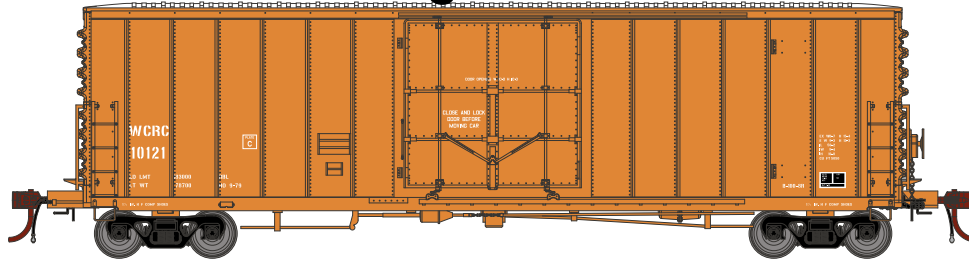


ATHG26788 HO 50' PC&F Welded Side Box w/10'6" Door, GN #200017

Washington Central



Era: 1990s+



ATHG26803 HO 50' PC&F Riveted Side Box w/10'6" Door, WCRC #10121
 ATHG26804 HO 50' PC&F Riveted Side Box w/10'6" Door, WCRC #10123
 ATHG26805 HO 50' PC&F Riveted Side Box w/10'6" Door, WCRC #10126
 ATHG26806 HO 50' PC&F Riveted Side Box w/10'6" Door, WCRC #10127

All Road Names

GENESIS FREIGHT CAR FEATURES:

- Fully-assembled and ready-to-run out of the box
- Accurately painted and printed for prototypical realism
- Highly-detailed, injection-molded body
- Separate wireform grab irons, etched metal coupler platforms
- Coupler lift bars, trainline hoses, brake hoses, and hardware
- Full underframe detail: air brake reservoir, control valve, and brake cylinder with plumbing and brake rod details
- Trucks with animated rotating bearing caps
- Machined metal wheels with RP25 contours operate on all popular brands of track
- Weighted for trouble-free operation
- Body-mounted, McHenry operating scale knuckle couplers
- Window packaging for easy viewing, plus interior plastic blister safely holds the model for convenient storage
- Replacement parts available
- Multiple road numbers

FREIGHT CAR FEATURES:

- Riveted or welded body per prototype
- New road numbers and paint schemes
- Fully detailed full cushion underframe
- Separately applied door closure rods, side ladders, metal grab irons and etched metal end platforms
- 70-Ton roller bearing trucks
- Era: early 1960s to present
- Minimum radius: 18"
- Recommended radius: 22"

PRIMED FOR GRIME MODELS FEATURE:

- Duplicated look and feel of "In Service" equipment; "Tattered and Torn" just like the real thing
- Faded base colors matched to the prototype
- Patches applied and shaped per road number matching each corresponding side to the prototype
- Perfect starting point for adding grime and rust



#Ready2Rust

\$43.98SRP

These items are subject to Horizon's MAP policy



Visit Your Local Retailer | Visit www.athearn.com | Call 1.800.338.4639