
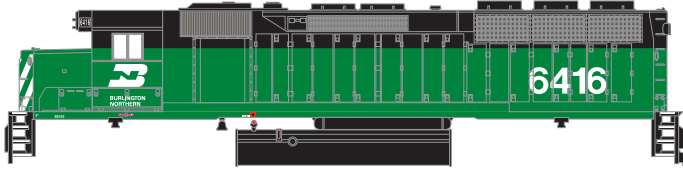




Announced: 9-22-09
Orders Due: 10-16-09
 ETA: January 2010

SD45



___ 95380 Burlington Northern #6416
 ___ 95382 Burlington Northern #6465

\$99.98
 \$99.98

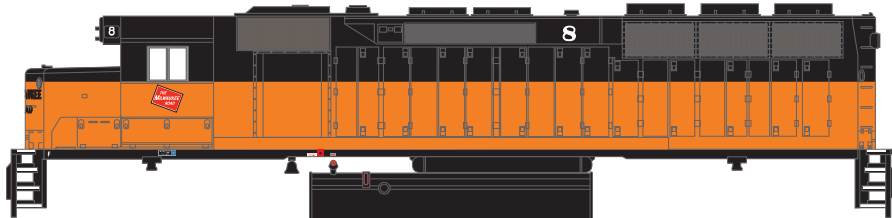
___ 95381 Burlington Northern #6430

\$99.98



___ 95383 Frisco #911
 ___ 95384 Frisco #927
 ___ 95385 Frisco #943

\$99.98
 \$99.98
 \$99.98



___ 95386 Milwaukee #8
 ___ 95387 Milwaukee #11
 ___ 95388 Milwaukee #15

\$99.98
 \$99.98
 \$99.98



___ 95389 Wisconsin Central #6574
 ___ 95390 Wisconsin Central #6610

\$99.98
 \$99.98



___ 95391 Wisconsin Central OLS #7525

\$99.98

Era: 1966 to present

- Upgraded tooling
- Separately applied wire grab irons
- Separately applied air tanks
- DCC ready using Quick Plug technology with 8 and 9 pin plugs
- Celcon handrails
- Window glazing
- Operating headlights utilizing microbulbs

• Prototype specific details, such as:

- Headlights
- Battery access doors
- Truck sideframes
- Electrical cabinet / Air filter box
- Grilles
- Air horn
- High or low nose
- Fuel tank (plastic)
- Bell
- "L" window where appropriate
- McHenry® scale knuckle spring couplers
- Fans
- Snow plow

Athearn Trains • 2883 East Spring Street • Suite 100 • Long Beach, CA • 90806
 310-763-7140 • fax 562-427-0536 • www.athearn.com