

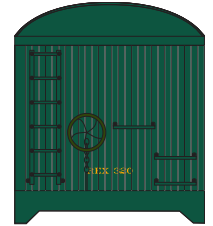
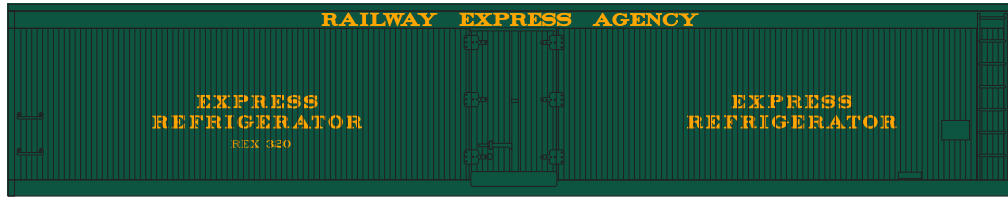



HO 50' Express Reefer

Announced: 11.28.14
Orders Due: 12.26.14

ETA: August 2015

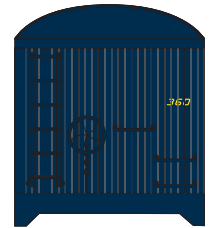
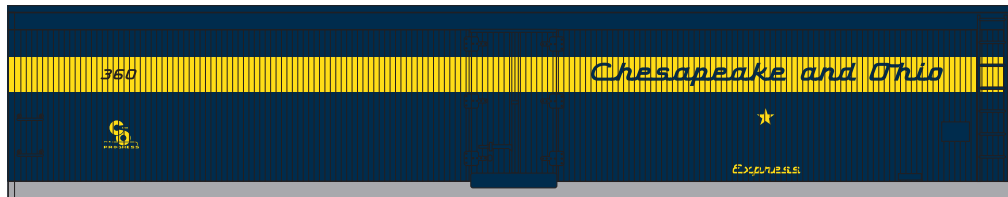
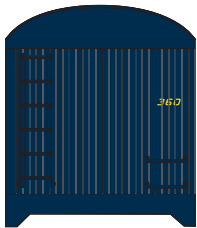
Railway Express Agency - Early



Era: Late 1920s - Mid 1950s

RND86663 #320
RND86664 #483

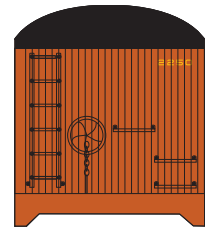
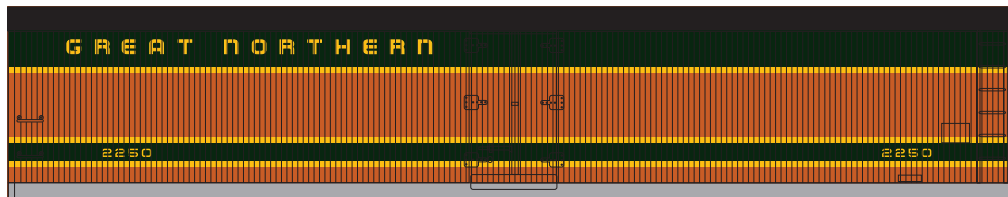
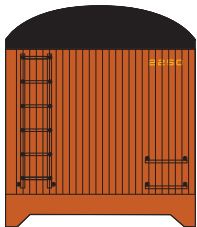
Chesapeake & Ohio



Era: 1930s

RND86665 #360
RND86666 #372

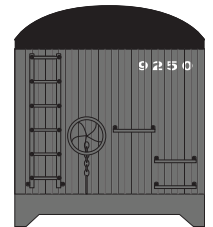
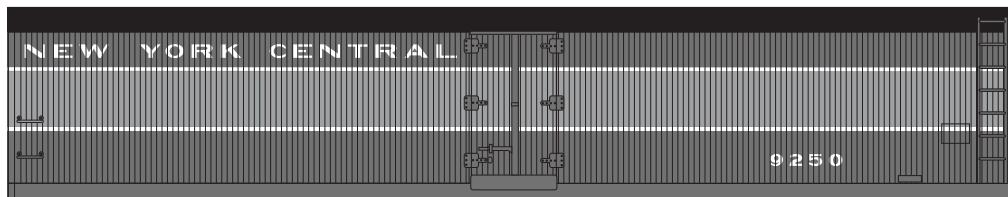
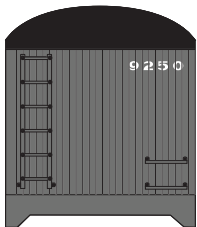
Great Northern



Era: 1930s

RND86667 #2250
RND86668 #2256

New York Central



Era: 1930s

RND86669 #9250
RND86670 #9366

\$19.98



Visit Your Local Retailer | Visit www.athearn.com | Call 1.800.338.4639

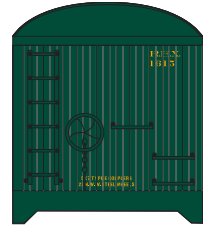

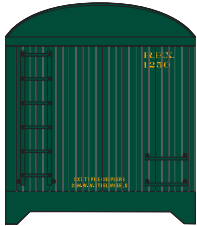


HO 50' Express Reefer

Announced: 11.28.14
Orders Due: 12.26.14

ETA: August 2015

Railway Express Agency - Late

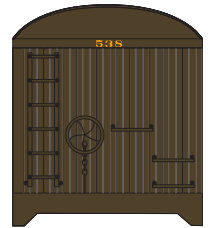
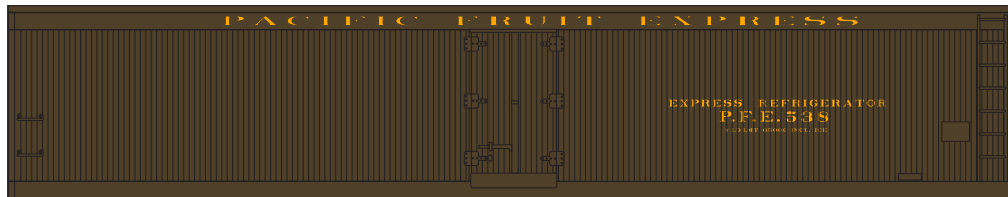
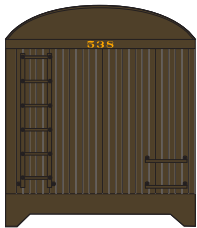


Era: Mid 1950s - Mid 1960s

RND86671
RND86672

#1250
#1765

Pacific Fruit Express*



Era: 1929 - 1940s

RND86673
RND86674

#538
#620

MODEL FEATURES

- Fully assembled and ready for your layout
- Razor sharp painting and printing
- Weighted for optimum performance
- Machined RP25 profile 33" metal wheels
- McHenry scale knuckle spring couplers installed

* Union Pacific Licensed Product

\$19.98



Visit Your Local Retailer | Visit www.athearn.com | Call 1.800.338.4639