

RECENTLY UPGRADED – NEWLY TOOLED DETAILS!

Kansas City Southern

Southern Pacific*




ATHGN14359 KCS #8503 Era: 1990s+
ATHGN14360 KCS #8515

ATHGN14361 SP #900963 Era: 1980s+
ATHGN14362 SP #900981

Trailer Train - Brown

Trailer Train - Yellow



ATHGN14363 TTX #150677 Era: 1960s+
ATHGN14364 TTX #151883

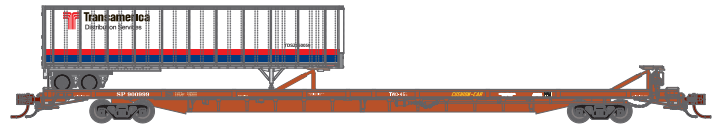
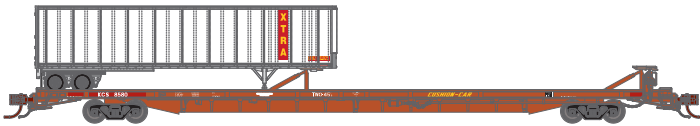
ATHGN14365 TTX #150126 Era: 1980s+
ATHGN14366 TTX #152638

NEWLY TOOLED – FIRST TIME OFFERING IN N SCALE

F89-F TOFC Flat Car with 45ft Fruehauf Z-Van Trailer

Kansas City Southern

Southern Pacific*

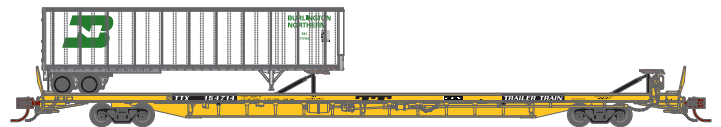


ATHGN14367 KCS #8580 / CFKZ #631025 Era: 1990s+

ATHGN14368 SP #900999 / TDSZ #550059 Era: 1980s+

Trailer Train - Brown

Trailer Train - Yellow



ATHGN14369 TTX #153322 / CXXZ #250433 Era: 1960s+

ATHGN14370 TTX #154714 / BNZ #250166 Era: 1980s+

Trailers are also offered as singles with different numbers

\$43.99 INDIVIDUAL | \$69.99 w/ 45ft TRAILER

These items are subject to Horizon's MAP policy

Orders Due: 12.23.22
ETA: January 2024

All Road Names

F89-F 89'8" TOFC Flat MODEL FEATURES:

- Newly tooled coupler cut levers
- Raised and lowered hitches included
- Wire formed brake plumbing
- 70-Ton roller bearing trucks
- Machined metal wheels with RP25 contours
- Use for dedicated intermodal trains or mixed freight
- Highly-detailed, injection-molded body
- Newly tooled rubber train line hoses
- Die-cast body
- Detailed deck
- Separately applied brake ratchet, wire grab irons and ladders
- Body-mounted McHenry® operating scale knuckle couplers
- Decorated models fully-assembled and ready to run out of the box
- Minimum radius: 9-3/4" — Recommended radius: 12"+

PROTOTYPE HISTORY:

Introduced in the early 1960s, the Trailer Train (now TTX Company) F89-F flatcar has been a mainstay of contemporary railroading. A product of Bethlehem Steel Company's (BSC) Johnstown, PA plant, over 9,000 of these (89' 8" over the strikers) cars were built throughout the 1960s. Visually distinctive from other long flatcars of their era thanks to their "C" channel side sills, these versatile cars were adapted for many types of service and loadings over the years, ranging from Trailer-On-Flatcar (TOFC), to autoracks, to structural steel loading. While the majority went to Trailer Train, many were built for various railroads, typically for autorack service. Many were "de-racked" in later years, being reassigned and equipped for other service - TOFC, vehicle loading, pipe service, etc.

It wasn't unusual for these cars to see several different loading configurations throughout their careers, in order to meet the changing needs of shippers. In service with Trailer Train, the three or four-letter reporting marks indicated the cars' intended service and corresponding equipment. For example, an "XTTX" car was equipped with four collapsible hitches, capable of carrying various combinations of 28', 40', or 45' trailers. A car in the "RTTX" configuration featured a pair of fixed hitches at the ends, and a retractable hitch amidships, allowing it to carry a pair of long (up to 45') trailers back-to-back, or three 28' "pup" trailers.

This Athearn Genesis model was designed from the start to incorporate as many prototype details and variations as possible, based upon field measurements and builder diagrams, in order to appeal to modelers of multiple eras. Many new hitches, body variants, and other separate details were created, allowing us to accurately offer these cars in their different configurations over the years, from four-hitch "XTTX" cars, to the distinctive drawbar-connected "TTEX" Triple-57 "Long Runner" bulge-deck conversions introduced in 1987. And you can rest assured of its smooth performance, thanks to a heavy die-cast frame for reliable tracking, smooth rolling trucks, and body-mounted couplers.

Operationally, these cars are appropriate for any layout set from the 1960s to the present day. In TOFC service, F89-Fs could be found mixed into manifest trains, or as part of dedicated TOFC trains. It also wasn't uncommon to find them mixed into stack trains. The new F89-F also goes great with Athearn's extensive line of 28', 40', 45' and 53' trailers, not to mention our various 20', 40', 45', 48', and 53' containers mounted on chassis, all of which are available in many different paint schemes to appeal to modelers of all eras.

45ft FRUEHAUF Z-VAN TRAILER MODEL FEATURES:

- Newly Tooled, first time offering in N scale
- Separately applied wire landing gear crank
- Wheeled or shoe-style landing gear per prototype
- Highly-detailed, injection-molded body
- Two rear door styles; 2-latch and 4-latch
- Separately applied mud flaps
- Position-able bogies
- Painted and printed for realistic decoration

PROTOTYPE HISTORY:

In the 1970s and 1980s, Fruehauf Corporation was one of the more prolific builders of semi-trailers that were designed specifically for intermodal service. Trailer equipment that was designed to be carried on flatcars as part of rail operations usually carried the letter "Z" as the last letter of the reporting mark; hence Fruehauf's designation of "Z-Van". Such equipment was built to higher durability standards than normal trailers, as it had to withstand the rigors of both road and rail travel.

The Z-van was originally available in a 40' length; 45' was offered later. Many of the 40' trailers were subsequently extended to 45'. Refrigeration equipment was available, as well as different landing gear and door rod configurations. Construction began with the ribbed-side versions, then proceeded to beaded-side construction, with the smooth side version representing the most modern construction method.

Athearn is offering two of the most popular body styles, this model makes a realistic addition to road or rail scenes from the 1970s to the 2000s.

\$43.99 INDIVIDUAL | \$69.99 w/ 45ft TRAILER

These items are subject to Horizon's MAP policy

Orders Due: 12.23.22

ETA: January 2024



 **VISIT** Your Local Retailer
 **CLICK** Athearn.com
 **CALL** 1.800.338.4639