




50ft NACC Box Car

N

Delaware & Hudson



Era: 1970's

ATH3856	D&H #28033
ATH3857	D&H #28037
ATH3858	D&H #28042


Hamm's



Era: Mid 1960's

ATH3859	HAMX #31217
ATH3860	HAMX #31233
ATH3861	HAMX #31241

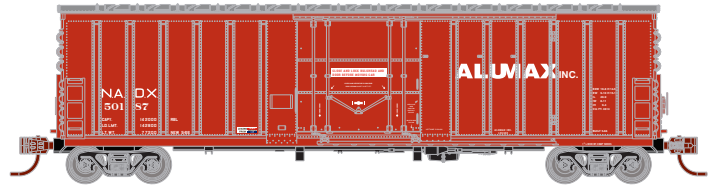
Dresser Magcobar



Era: Mid 1960s

ATH3862	NIRX #42977
ATH3863	NIRX #42984
ATH3864	NIRX #42999

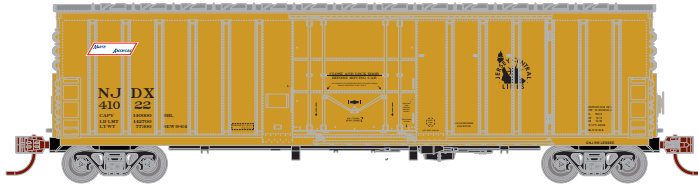
Alumax



Era: 1966+

ATH3865	NADX #50187
ATH3866	NADX #50189
ATH3867	NADX #50192

Central of New Jersey



Era: 1964+

ATH3868	CNJ #41022
ATH3869	CNJ #41025
ATH3870	CNJ #41029

Penguin Ginger Ale



Era: Mid 1960's+

ATH3871	NADX #7001
ATH3872	NADX #7004
ATH3873	NADX #7007

MODEL FEATURES:

- Etched metal stirrup steps
- Detailed, molded underframe
- Pullman Standard or Superior plug doors
- Pullman Standard or Stanray (Superior) roof (to match prototype)
- N-scale 70 ton trucks
- Machined 33" metal wheels
- Body mounted McHenry® operating scale knuckle couplers
- Weighted for optimum performance
- Minimum radius: 9 3/4"

PROTOTYPE AND BACKGROUND INFO:

The 1960s was a period of development that would set the course of railroading as we see it today. The North American Car Corporation designed and built a 50' outside post, insulated, plug door box car which proved to be a vision of developments to come. Several railroads rostered this car with most of them either purchased by or leased to private shippers. The NACC cars were frequently decorated in complex, colorful paint schemes. When the NACC cars were built, general leasing, billboard paint schemes and modern freight handling techniques were still at least a decade in the future.

\$31.99 INDIVIDUAL

Orders Due: 08.26.22
ETA: September 2023



VISIT Your Local Retailer
 CLICK Athearn.com
 CALL 1.800.338.4639