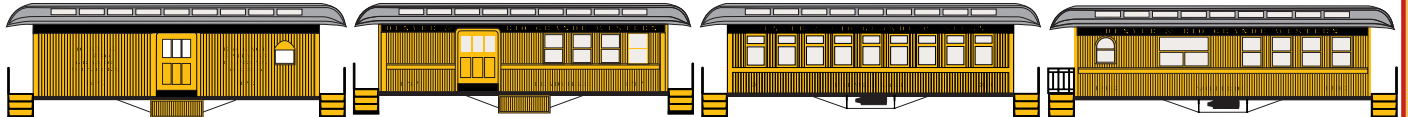




ANNOUNCED: 10-18-11  
 ORDERS DUE: 11-18-11  
 ETA: JUNE 2012

**HO SCALE**

# 34' OVERTON PASSENGER CARS



BAGGAGE CAR

COMBINATION CAR

COACH

BUSINESS CAR

ERA: 1880S TO 1930S


- MACHINED 33" METAL RP25 PROFILE WHEELS
- MCHENRY<sup>®</sup> SCALE KNUCKLE SPRING COUPLERS
- RAZOR SHARP PAINTING AND PRINTING
- MOLDED PLASTIC UNDERFRAMES WITH SEPARATELY APPLIED BRAKE CYLINDER
- NEW WINDOW AND CLERESTORY GLAZING
- METAL TRUSS RODS
- FULLY ASSEMBLED
- WEIGHTED FOR OPTIMUM PERFORMANCE

FOUR PACK CONSISTS OF BAGGAGE CAR, COMBINATION CAR (COMBINE), COACH AND BUSINESS CAR. COACH HAS DIFFERENT ROAD NUMBER THAN THE SINGLE COACH.


ALL ITEMS ON THIS SHEET ARE BEING RE-RUN WITH NO CHANGES FROM PRIOR PRODUCTION RUNS.




\_\_\_ 84281 OVERTON COACH ATSF \$29.98  
 \_\_\_ 84301 OVERTON 4 PACK ATSF \$119.98



\_\_\_ 84289 OVERTON COACH SOUTHERN PACIFIC \$29.98\*  
 \_\_\_ 84309 OVERTON 4 PACK SOUTHERN PACIFIC 119.98\*



\_\_\_ 84283 OVERTON COACH D&RGW \$29.98\*  
 \_\_\_ 84303 OVERTON 4 PACK D&RGW \$119.98\*



\_\_\_ 84290 OVERTON COACH UNION PACIFIC \$29.98\*  
 \_\_\_ 84310 OVERTON 4 PACK UNION PACIFIC \$119.98\*

ATHEARN TRAINS • 1600 FORBES WAY • SUITE 120 • LONG BEACH, CA • 90810  
 310-763-7140 • FAX 310-895-7484 • 877-422-9316 • WWW.ATHEARN.COM

\* Union Pacific Licensed Product