


# HO GP15-1 Diesel Locomotive

Announced 05.29.20  
**Orders Due: 06.26.20**

ETA: May 2021

## Union Pacific\*



HO GP15-1, UP #547  
 HO GP15-1, UP #551  
 HO GP15-1, UP #570  
 HO GP15-1, UP #574

without Sound	with Sound
ATHG13110	ATHG13210
ATHG13111	ATHG13211
ATHG13112	ATHG13212
ATHG13113	ATHG13213

### UP FEATURES:

- Front and rear ditch lights
- Etched cab mirrors
- Cab roof A/C

The UP roster includes GP15-1 units from CNW and MP, and they are used across the system as switchers and local power. Some have been converted to RCL (Remote-Control locomotive) operation, which is denoted by the twin strobes on the roof.

### ROAD NUMBER SPECIFIC FEATURES:

- **#547** Ex-CNW, "Baby Wings" on nose, Firecracker antenna, Nathan K3LA horn on bracket, Front snowplow, rear MU hose pockets, White stripes on rear pilot, Red frame stripe; era early 2000s-2013
- **#551** Ex-CNW, "Baby Wings" on nose, Small Sinclair antenna, Nathan K3LA horn, Front and rear MU hose pockets, Red sill stripe; era early 2000s-2014
- **#570** Ex-MP, "Baby Wings" on nose, RCL unit with strobes on cab roof, Small Sinclair and large Firecracker antennas, Front snowplow and rear MU hose catch tray, Nathan K3LA horn on angled bracket, Yellow sill stripe; era late 2010s-present
- **#574** Ex-MP, UP shield on nose, RCL unit with strobes on cab roof, Small Sinclair and large Firecracker antennas, Front snowplow and rear MU hose catch tray, Nathan K3LA horn on bracket, Yellow sill stripe; era late 2010s-present

## Frisco



HO GP15-1, SLSF #103  
 HO GP15-1, SLSF #107  
 HO GP15-1, SLSF #114

without Sound	with Sound
ATHG13114	ATHG13214
ATHG13115	ATHG13215
ATHG13116	ATHG13216

### SLSF FEATURES:

- Functioning nose mounted oscillating light
- Functioning roof mounted beacon
- Ratchet style brake

Era: Late 1970s+

The Frisco ordered 25 GP15-1s in 1977. They were equipped with both a nose-mounted gyalight and a cab roof-mounted beacon. Painted in the road's attractive Mandarin Orange and white scheme, the units were used in all types of secondary service, often in pairs.

**w/o Sound \$209.98<sub>SRP</sub> With *Tsunami* Sound \$299.98<sub>SRP</sub>**

These items are subject to Horizon's MAP policy  
 \* Union Pacific Licensed Product



Visit Your Local Retailer | Visit [www.athearn.com](http://www.athearn.com) | Call 1.800.338.4639




# HO GP15-1 Diesel Locomotive

Announced 05.29.20  
**Orders Due: 06.26.20**

ETA: May 2021

## Burlington Northern Santa Fe



HO GP15-1, BNSF #1481  
 HO GP15-1, BNSF #1495  
 HO GP15-1, BNSF #1478

<b>without Sound</b>	<b>with Sound</b>
ATHG13117	ATHG13217
ATHG13118	ATHG13218
ATHG13119	ATHG13219

### BNSF FEATURES:

- Ex- SLSF units
- Front and rear ditch lights
- Spare knuckles on rear pilot

Frisco's 25 GP15-1 units became a part of the BN system in 1980, and many survived to see the BNSF merger as well. Only one unit is known to have received BNSF orange and green paint; the others wore faded coats on BN green paint for the rest of their service lives.

### ROAD NUMBER SPECIFIC FEATURES:

- **#1481** Primed for Grime unit in BN paint, Leslie RS3L horn on cab, 88" Nose with blanked gyalight, Front snowplow, Large and small firecracker antennas; Era Late 1990s+
- **#1495** Primed for Grime unit in BN paint, 88" Nose with BNSF-style headlight; blanked cab headlight, Nathan K3LA horn on long hood, Large and small firecracker antennas; Era Late 1990s+
- **#1478** Full BNSF "H1" paint, 88" Nose with BNSF style headlight; blanked cab headlight, Leslie RS3L horn on long hood, Whip and small firecracker antennas; Era Late 1990s+

## GMTX



Era: Mis 2010s+

HO GP15-1, GMTX #410  
 HO GP15-1, GMTX #426  
 HO GP15-1, GMTX #427

<b>without Sound</b>	<b>with Sound</b>
ATHG13120	ATHG13220
ATHG13121	ATHG13221
ATHG13122	ATHG13222

### GMTX FEATURES:

- Former CR units
- 88" nose with removed class lights
- Large and small Sinclair antennas
- Late style hinged battery box doors
- Front and rear ditch lights
- Front low snowplow
- Etched cab mirrors

GMTX owns a large number of GP15-1 units which can be seen across the country in lease service.

### ROAD NUMBER SPECIFIC FEATURES:

- **#410** Leslie SL5T horn on cab, "Weed Cutter" style plow on rear, Standard Hyatt style axle bearings, Standard underframe mounted bell
- **#426** Leslie R33L horn on bracket-mounted on long hood, Rear low snowplow, Exposed Timken style axle bearings, Bell mounted on conductor's side of long hood
- **#427** Nathan K5LA horn mounted on long hood, No rear plow, Exposed Timken style axle bearings, Bell mounted on conductor's side of long hood

**w/o Sound \$209.98<sub>SRP</sub> With Tsunami<sup>2</sup> Sound \$299.98<sub>SRP</sub>**

These items are subject to Horizon's MAP policy  
 \* Union Pacific Licensed Product



Visit Your Local Retailer | Visit [www.athearn.com](http://www.athearn.com) | Call 1.800.338.4639





# HO GP15-1 Diesel Locomotive


Announced 05.29.20  
**Orders Due: 06.26.20**

ETA: May 2021

## Chicago North Western



Era: 1990s+



Era: 1990s+

HO GP15-1, CNW #4405  
 HO GP15-1, CNW #4410  
 HO GP15-1, CNW #4409

<b>without Sound</b>	<b>with Sound</b>
ATHG13123	ATHG13223
ATHG13124	ATHG13224
ATHG13125	ATHG13225

### CNW FEATURES:


- Nose mounted "Gong" style bell
- 1990's "Traditional" yellow paint scheme
- Separate Switch Broom included
- Nose Gyalright
- ATS shoes
- Operating beacon

### ROAD NUMBER SPECIFIC FEATURES:

- #4405 Operation Lifesaver paint scheme
- #4410 Operation Lifesaver paint scheme
- #4409 1990's "Traditional" yellow paint scheme

C&NW purchased 25 GP15-1's in 1976 to supplement their collection of used and original road switcher fleet. They could be found in local service in the Chicago area and other upper Midwest points on the C&NW system. By the time of the UP merger in 1995 there were only 10 of them left in service.

## Ventura County Railroad



Era: 2013+

HO GP15-1, VCRR #1560

<b>without Sound</b>	<b>with Sound</b>
ATHG13132	ATHG13232

### VCRR FEATURES:

- Former CNW unit
- Retains the distinctive CNW "gong" bell on nose
- Small firecracker and large Sinclair antennas
- Leslie RS3L horn on bracket, mounted on long hood
- Cab-mounted Xenon strobe
- Front low snowplow, rear MU catch boxes
- Front and rear ditch lights

The Ventura County Railroad connects the UP main line in Oxnard with South Oxnard and Port Hueneme. The line began operations in 1998 under RailAmerica and has since fallen under the ownership of shortline conglomerate Genesee and Wyoming. VCRR 1560 is the only GP15-1 on the roster, and wears commemorative art for late VCRR engineer George Blyler on its rear flanks.

**w/o Sound \$209.98<sub>SRP</sub> With *Tsunami* Sound \$299.98<sub>SRP</sub>**  
 These items are subject to Horizon's MAP policy



Visit Your Local Retailer | Visit [www.athearn.com](http://www.athearn.com) | Call 1.800.338.4639

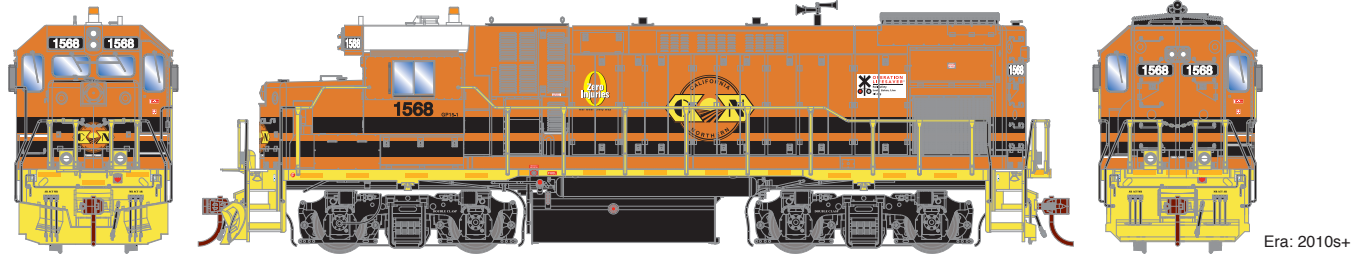


# HO GP15-1 Diesel Locomotive


Announced 05.29.20  
**Orders Due: 06.26.20**

ETA: May 2021

## California Northern



Era: 2010s+



Era: Early 1990s+

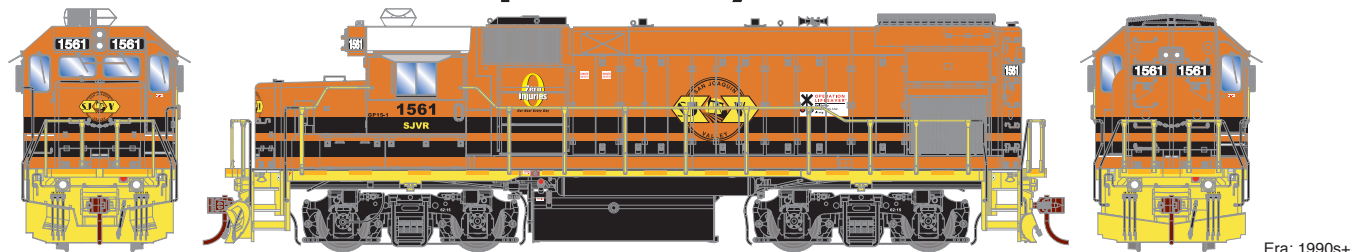
	<b>without Sound</b>	<b>with Sound</b>
HO GP15-1, CFNR(GW) #1568	ATHG13126	ATHG13226
HO GP15-1, CFNR(GW) #1569	ATHG13127	ATHG13227
HO GP15-1, CFNR(GW) #1570	ATHG13128	ATHG13228
HO GP15-1, CFNR #103	ATHG13129	ATHG13229
HO GP15-1, CFNR #106	ATHG13130	ATHG13230
HO GP15-1, CFNR #109	ATHG13131	ATHG13231

### CFNR FEATURES:

- #1568-1570 G&W orange paint, Different horn styles per prototype, AC unit included separately
- #103/106/109 Original CFNR Green & cream scheme, Different horn types per prototype

The California Northern Railroad has operated over portions of the former NWP and SP, including the former SP West Valley Line, since 1993. Painted in an attractive green and white scheme, the line's varied locomotive types included a group of former CNW GP15-1s. The line was acquired by RailAmerica in 2002 and then became a part of Genesee and Wyoming in 2012. Three of the original GP15-1 locomotives were repainted in the current G&W orange and black scheme.

## San Joaquin Valley Railroad



Era: 1990s+

	<b>without Sound</b>	<b>with Sound</b>
HO GP15-1, SJVR #1561	ATHG13133	ATHG13233

### SJVR FEATURES:

- Former CR unit
- Nathan K3LA Horn
- AC unit on cab
- Electronic bell

The San Joaquin Valley railroad operates a number of former SP and ATSF branch lines in California's Central Valley. The line was picked up by Genesee and Wyoming in 2012 with their acquisition of RailAmerica. The 1561 is the only GP15-1 currently rostered by the line.

**w/o Sound \$209.98<sub>SRP</sub> With *Tsunami* 2 Sound \$299.98<sub>SRP</sub>**  
 These items are subject to Horizon's MAP policy



Visit Your Local Retailer | Visit [www.athearn.com](http://www.athearn.com) | Call 1.800.338.4639



# HO GP15-1 Diesel Locomotive

Announced 05.29.20  
Orders Due: 06.26.20

ETA: May 2021

## All Railroads

### SOUND EQUIPPED MODELS ALSO FEATURE

- Onboard DCC decoder with SoundTraxx Tsunami2 sound
- Sound units operate in both DC and DCC
- Full DCC functions available when operated in DCC mode
- Engine, horn, and bell sounds work in DC
- All functions NMRA compatible in DCC mode
- Precision slow speed control
- Program a multiple unit (MU) lashup with lead unit only horn, bell, and lights
- Many functions can be altered via Configuration Value (CV) changes
- CV chart included in the box

### PROTOTYPE SPECIFIC INFORMATION

In the mid-1970's EMD developed the new GP15-1 model in an effort to offer their customers a replacement for their medium sized road switchers which were wearing out. Many railroads (i.e. ATSF, SP & ICG) were rebuilding their older road switchers and EMD wanted to offer them a different option. Unfortunately there weren't a lot of takers and only 310 units were built for US railroads. This small 1,500 horsepower unit came with a radiator intake section similar in appearance to the special one that EMD was using on the larger SD40/45T-2 models being produced for the Rio Grande and Southern Pacific to alleviate overheating issues in their many tunnels. Railfan's dubbed these larger units "Tunnel Motors" which led to the smaller GP15-1's receiving the moniker "Baby Tunnel motors." Many GP15-1's remain in service today for major Class 1 railroads, regional railroads and shortlines.

### LOCOMOTIVE FEATURES:

- Fully-assembled and ready-to-run
- DCC-ready features Quick Plug™ plug-and-play technology with 21-pin NEM connector
- Scaled from prototype resources including drawings, field measurements, photographs, and more
- Accurately-painted and -printed paint schemes
- Coupler cut levers
- Flexible rubber MU hoses
- Flexible rubber trainline hose
- See through cab windows
- Full cab interior
- Walkway tread
- Fine-scale Celcon handrails for scale appearance
- Windshield wipers
- Lift rings
- Wire grab irons
- Detailed fuel tank with fuel fillers, fuel gauges, & breather pipes
- Sander lines
- McHenry scale knuckle couplers - Kadee compatible
- Genesis driveline with 5-pole skew wound motor, precision machined flywheels, and multi-link drivetrain
- All-wheel drive with precision gears for smooth & quiet operation
- All-wheel electrical pickup provides reliable current flow
- Wheels with RP25 contours operate on all popular brands of track
- LED bulbs for realistic appearance
- Heavy die-cast frame for greater traction and more pulling power
- Packaging securely holds model for safe storage



w/o Sound \$209.98<sub>SRP</sub> With **Tsunami2** Sound \$299.98<sub>SRP</sub>  
These items are subject to Horizon's MAP policy