





2-6-0 Steam Locomotive




- ___ 11897 Chesapeake & Ohio #425 \$129.98
- ___ 11898 Chesapeake & Ohio #426 \$129.98



- ___ 11899 Canadian National #412 \$129.98
- ___ 11900 Canadian National #417 \$129.98



- ___ 11901 D&RGW #592 \$129.98*
- ___ 11902 D&RGW #597 \$129.98*



- ___ 11903 Southern Pacific Daylight #1601 \$129.98*
- ___ 11904 Southern Pacific Daylight #1603 \$129.98*

Era 1890s-1950s

- Razor-sharp painting and printing captures the complex 'Golden Age' paint schemes
- Large tender mounted motor for maximum pulling power
- Rear driver mounted traction tires for maximum tractive effort
- McHenry® N scale knuckle couplers
- Headlight and smoke stack castings correct to era
- Separately applied engine handrails, bell, whistle and safety valves
- Die-cast split frame locomotive chassis with all drivers providing electrical pick-up
- Geared for scale operation
- Coined metal drive rods
- Clear window glazing in the cab
- Illuminated headlight

Athearn Trains • 2883 East Spring Street • Suite 100 • Long Beach, CA • 90806
 310-763-7140 • fax 562-427-0536 • www.athearn.com