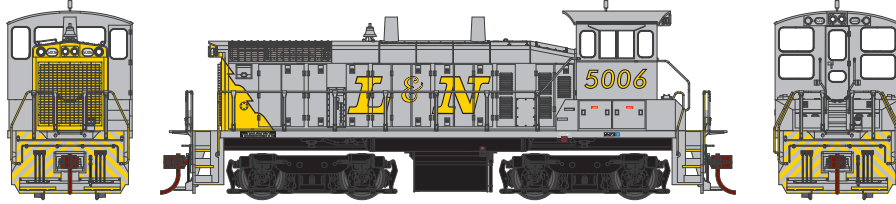





Announced: 2-22-11  
**Orders Due: 3-18-11**  
 ETA: September 2011

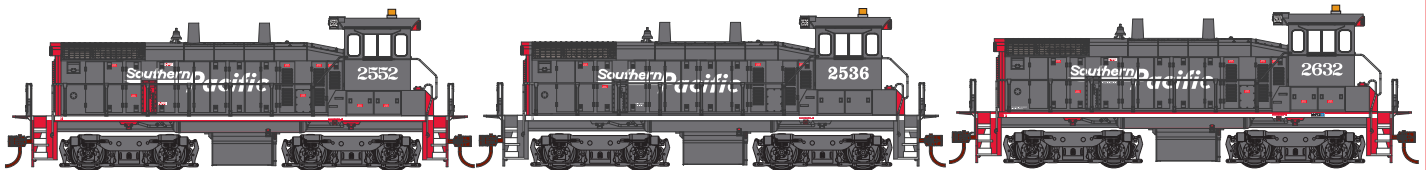
# SW1000 & SW1500



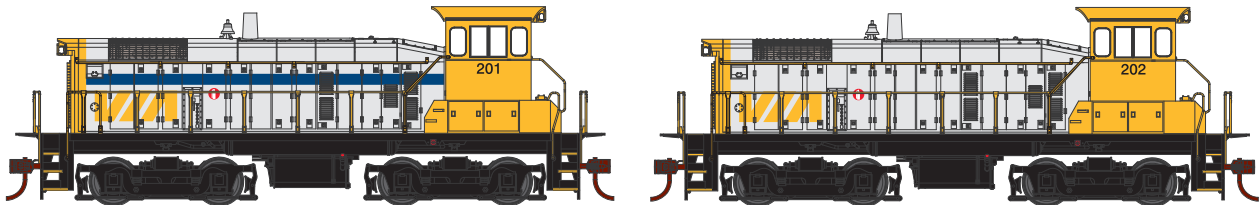
- \_\_\_ 96703 SW1500 Louisville & Nashville #5006 \$119.98
- \_\_\_ 96704 SW1500 Louisville & Nashville #5009 \$119.98
- \_\_\_ 96705 SW1500 Louisville & Nashville #5016 \$119.98



- \_\_\_ 96706 SW1000 LTEX #1001 \$119.98
- \_\_\_ 96707 SW1000 LTEX #1003 \$119.98
- \_\_\_ 96708 SW1000 LTEX #1004 \$119.98



- \_\_\_ 96709 SW1500 Southern Pacific #2552 \$119.98\*
- \_\_\_ 96710 SW1500 Southern Pacific #2536 \$119.98\*
- \_\_\_ 96711 SW1500 Southern Pacific #2632 \$119.98\*



- \_\_\_ 96712 SW1000 Via Rail #201 \$119.98
- \_\_\_ 96713 SW1000 Via Rail #202 \$119.98
- \_\_\_ 96714 SW1000 Via Rail #203 \$119.98

Era: 1966 to present

- Upgraded tooling
- Separately applied air tanks and piping
- Operating headlights utilizing microbulbs
- DCC-ready using QuickPlug™ technology
- Cab interior
- Celcon handrails, hood mounted or walkway mounted per prototype
- Prototype specific details, such as:
  - Air horns
  - Headlights
  - Bells
- Subtle differences in each paint scheme
- Factory installed wire grab irons
- Flush window glazing
- Photo-etched radiator grilles
- McHenry® scale knuckle spring couplers
- Upgraded hex drivetrain
- Spark arrestors
- Truck sideframes

Athearn Trains • 2883 East Spring Street • Suite 100 • Long Beach, CA • 90806  
 310-763-7140 • fax 562-427-0536 • www.athearn.com