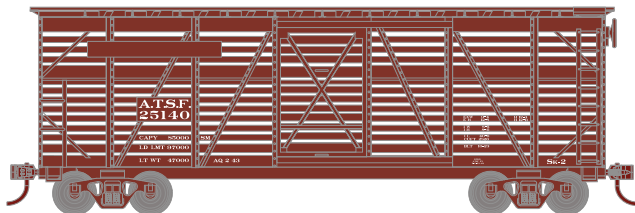




40ft Stock Car

HO

Santa Fe



Era: 1940's+

ATH75989	ATSF # 25140
ATH75990	ATSF # 26669
ATH75991	ATSF #25133/25462/25888/26000


Chicago & Northwestern*



Era: 1940's+

ATH75992	CNW # 15001
ATH75993	CNW # 15050
ATH75994	CNW # 15008/15021/15033/15044


Rio Grande*



Era: 1950's+

ATH75995	DRGW # 36413
ATH75996	DRGW # 36450
ATH75997	DRGW # 36423/36441/36465/36477

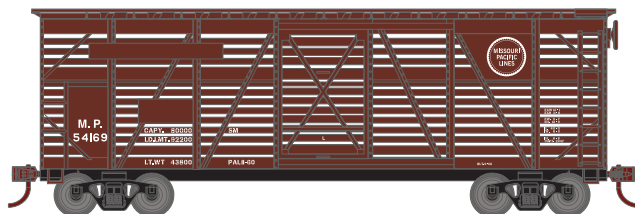
Great Northern



Era: 1940's+

ATH75998	GN # 55755
ATH75999	GN # 56461
ATH76000	GN # 55789/56003/56166/56464

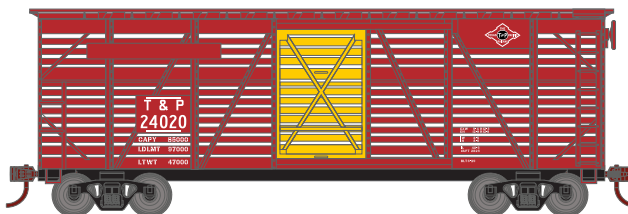
Missouri Pacific*



Era: 1940's+

ATH76001	MP # 54169
ATH76002	MP # 54180
ATH76003	MP # 54171/54183/54192/54196

Texas & Pacific*



Era: 1940's+

ATH76004	T&P # 24020
ATH76005	T&P # 24095
ATH76006	T&P # 24028/24036/24055/24063

MODEL FEATURES:

- Separately applied brake wheel
- Underbody with brake system details
- 4-packs with unique road numbers for building longer trains
- Machined metal wheels with RP25 contours
- Weighted for optimum performance
- Body-mounted McHenry® operating scale knuckle couplers
- Highly-detailed, injection-molded body
- Painted and printed for realistic decoration
- Minimum radius: 18"

PROTOTYPE AND BACKGROUND INFO:

In railroad terminology, a stock car is a type of rolling stock used for carrying livestock to market. A traditional stock car resembles a boxcar with louvered instead of solid car sides (and sometimes ends) for the purpose of providing ventilation; stock cars can be single-level for large animals such as cattle or horses, or they can have two or three levels for smaller animals such as sheep, pigs, and poultry.

\$34.99 INDIVIDUAL | \$121.99 4-PACK

Orders Due: 08.26.22

ETA: September 2023



VISIT Your Local Retailer
CLICK Athearn.com
CALL 1.800.338.4639

* Union Pacific Licensed Product