

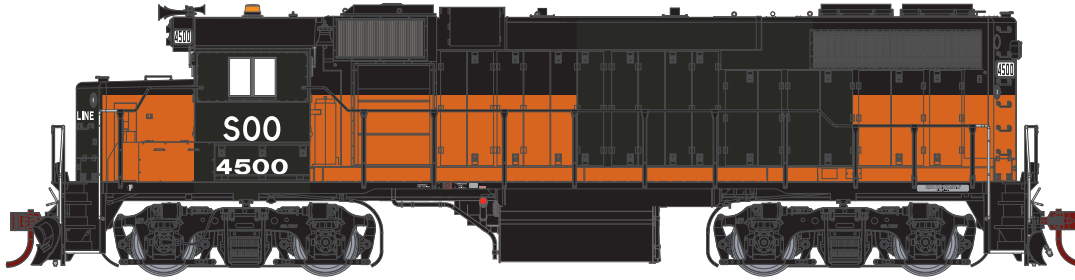


HO EMD GP38-2

Announced: 12.26.14
Orders Due: 01.23.15

ETA: October 2015

SOO (ex-MILW "Bandit")



Without Sound

ATHG65301 #4500
ATHG65302 #4504
ATHG65303 #4510
ATHG65304 #4513

With Sound

ATHG65401 #4500
ATHG65402 #4504
ATHG65403 #4510
ATHG65404 #4513

ROADNAME FEATURES

- Paint schemes based on prototype photos
- Trainline hoses
- All weather window engineer side
- 2000 Gallon Fuel Tank
- Blomberg-B trucks
- Era: Early 1970s thru early 1980s

ROAD NUMBER FEATURES

#4500:

- Inertial intake grill with single top rib
- Beacon cab center

#4504:

- Inertial intake grill with single top rib
- Small sinclair antenna
- Beacon offset

#4510:

- Inertial intake grill with single top rib
- Large Sinclair Antenna
- Beacon cab center

#4513:

- Inertial intake grill without ribs
- Large sinclair antenna
- Beacon cab center

Conrail



Without Sound

ATHG65305 #8271
ATHG65306 #8276
ATHG65307 #8279
ATHG65308 #8280

With Sound

ATHG65405 #8271
ATHG65406 #8276
ATHG65407 #8279
ATHG65408 #8280

ROADNAME FEATURES

- Paint schemes based on prototype photos
- Trainline hoses
- Late coupler cut levers with loops
- Standard stepwells with pilot face corner notches
- 88" low nose with ratchet bracket
- Notched step wells
- Leslie S3L air horn
- Standard dynamic brake with angled air filter
- Raised oval exhaust stacks
- 2600 gallon fuel tank
- Era: 1980s thru mid 1990's

ROAD NUMBER FEATURES

#8271:

- Front weed cutter snowplow

#8276, #8279, #8280:

- Front standard low snowplow

w/o Sound \$169.98 With **Tsunami**® Sound \$269.98



Visit Your Local Retailer | Visit www.athearn.com | Call 1.800.338.4639


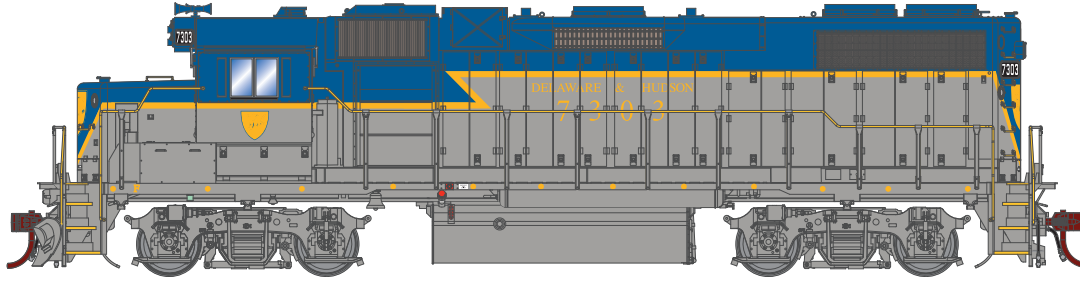


HO EMD GP38-2

Announced: 12.26.14
Orders Due: 01.23.15

ETA: October 2015

Delaware and Hudson



Without Sound

- ATHG65309 #7303
- ATHG65310 #7304
- ATHG65311 #7312
- ATHG65312 #7322

With Sound

- ATHG65409 #7303
- ATHG65410 #7304
- ATHG65411 #7312
- ATHG65412 #7322




ROADNAME FEATURES

- Trainline hoses
- Raised oval exhaust stacks
- Standard stepwells without pilot face corner notches
- 81" low nose with ratchet brake
- Standard range dynamic brake
- 2,900 gallon fuel tank
- Blomberg-M trucks
- Era: Early 1970s thru early 1980s

ROAD NUMBER FEATURES

- | | |
|-------------------------------|-----------------------------------|
| #7303: | #7312: |
| • Late cab no louvers | • Late cab no louvers |
| • Headlight with glare shield | • Headlight with glare shield |
| • Nathan K3lar2 horn | • Nathan K3lar2 horn |
| • Cab armrests | • Cab armrests |
| • Sunshade tracks | • Sunshade tracks |
| #7304: | #4513: |
| • Late cab no louvers | • Early cab with louvers |
| • Headlight with glare shield | • Headlight no glare shield |
| • Nathan P3 horn | • Leslie S3L horn |
| • Cab armrests | • Cab armrests engineer side only |
| • No sunshade tracks | • Sunshade tracks |

Detroit, Toledo and Ironton



Without Sound

- ATHG65313 #224
- ATHG65314 #225
- ATHG65315 #227
- ATHG65316 #223
- ATHG65317 #1776

With Sound

- ATHG65413 #224
- ATHG65414 #225
- ATHG65415 #227
- ATHG65416 #223
- ATHG65417 #1776

ROADNAME FEATURES

- Front and rear MU hose catch boxes
- Trainline hoses
- Late coupler cut levers
- Standard stepwells without pilot face corner notches
- 81" low nose with CNW style gong bell
- Sunshades with track
- Nathan M3 air horn
- Non dynamic brake
- Spark arrestors
- 2,600 gallon fuel tank
- Blomberg-b trucks

ROAD NUMBER FEATURES

- #224, #225, #227, #228:**
- Era: 1975-mid 1980's
- #1776:**
- Bicentennial
- Era: 1975-1980

w/o Sound \$169.98 With **Tsunami**® Sound \$269.98



Visit Your Local Retailer | Visit www.athearn.com | Call 1.800.338.4639



HO EMD GP38-2

Announced: 12.26.14
Orders Due: 01.23.15

ETA: October 2015

Missouri, Kansas, Texas*



Without Sound

ATHG65318 #304
ATHG65319 #306
ATHG65320 #307
ATHG65321 #312

With Sound

ATHG65418 #304
ATHG65419 #306
ATHG65420 #307
ATHG65421 #312

ROADNAME FEATURES

- Front and rear MU hose catch boxes
- Trainline hoses
- Early coupler cut levers
- Standard stepwells without pilot face corner notches
- 81" low nose with ratchet brake
- Sunshades with track
- Leslie RS3L air horn
- Non dynamic brake
- Raised oval exhaust stack
- 2,600 gallon fuel tank
- Blomberg-b trucks
- Era: 1973 thru early 1980s

* Union Pacific Licensed Product

w/o Sound \$169.98 With **Tsunami**® Sound \$269.98



Visit Your Local Retailer | Visit www.athearn.com | Call 1.800.338.4639



HO EMD GP38-2

Announced: 12.26.14
Orders Due: 01.23.15

ETA: October 2015

MODEL FEATURES

- New roadnames
- Phase Iaa: close radiator fan spacing; chickenwire grilles
- MU hoses
- Front and rear drop steps
- Deck mount MU stand with single receptacle
- Early battery box doors
- Early ECAFB
- Standard ribbed blower housing
- Standard raised exhaust unless noted
- Curved radiator fan grab iron
- Short walkway duct extension
- Frame mounted bell unless noted
- Cab mounted dual sealed beam headlight with glare shield unless noted
- Salem air filter
- Speed recorder
- Minimum radius: 18"

SOUND EQUIPPED MODELS ALSO FEATURE

- Onboard DCC decoder with SoundTraxx Tsunami decoder pre-installed
- Sound units operate in both DC and DCC
- Engine, horn, and bell sounds work in DC
- Some functions are limited in DC
- All functions NMRA compatible in DCC mode
- Slow speed control
- Program a multiple unit (MU) lashup with lead unit only horn, bell, and lights
- Lighting effects such as beacons, Gyralight where prototypically accurate
- Many functions can be altered via Configuration Value (CV) changes
- CV chart included in the box

GENESIS DIESEL LOCOMOTIVE FEATURES

- Fully-assembled and ready-to-run
- DCC-ready features Quick Plug™ plug-and-play technology with both 8- and 9-pin connector
- Scaled from prototype resources including drawings, field measurements, photographs, and more
- Accurately-painted and printed paint schemes
- Coupler cut levers
- Trainline hose
- See through cab windows
- Full cab interior
- Standard cabs include sliding windows
- Walkway tread
- Fine-scale Celcon handrails for scale appearance
- See through dynamic brake fans on locomotives equipped with dynamic brakes
- Windshield wipers
- Lift rings
- Wire grab irons
- Detailed fuel tank with fuel fillers, fuel gauges, breather pipes, and retention tanks
- Sander lines
- McHenry scale knuckle couplers - Kadee compatible
- Genesis driveline with 5-pole skew wound motor, precision machined flywheels, and multi-link drivetrain for trouble free operation
- All-wheel drive with precision gears for smooth and quiet operation
- All-wheel electrical pickup provides reliable current flow
- Wheels with RP25 contours operate on Code 70, 83, and 100 rail
- Incandescent bulbs for realistic appearance
- Bidirectional constant lighting so headlight brightness remains constant
- Heavy die-cast frame for greater traction and more pulling power
- Packaging securely holds for the model for safe storage
- Replacement parts available