




HO 50' PD Smooth Side Box Car

Announced 12.28.20
Orders Due: 01.29.21

ETA: December 2021

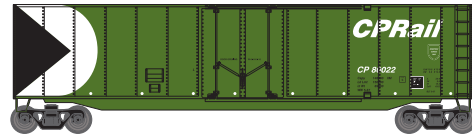
Bangor & Aroostook



Era: 1950s

- RND1131 HO 50' Plug Door Smooth Side Box Car, BAR #6460
- RND1132 HO 50' Plug Door Smooth Side Box Car, BAR #6462
- RND1133 HO 50' Plug Door Smooth Side Box Car, BAR #6465

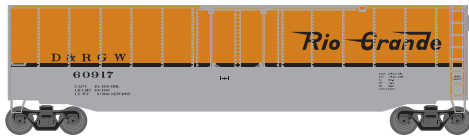
Canadian Pacific



Era: 1960s

- RND1134 HO 50' Plug Door Smooth Side Box Car, CP #80022
- RND1135 HO 50' Plug Door Smooth Side Box Car, CP #80858
- RND1136 HO 50' Plug Door Smooth Side Box Car, CP #80937

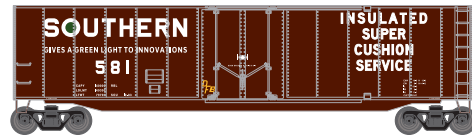
Rio Grande*



Era: 1960s

- RND1137 HO 50' Plug Door Smooth Side Box Car, DRGW #60917
- RND1138 HO 50' Plug Door Smooth Side Box Car, DRGW #60937
- RND1139 HO 50' Plug Door Smooth Side Box Car, DRGW #60977

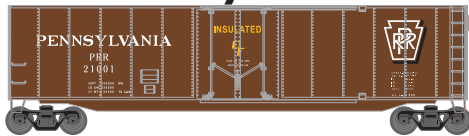
Southern



Era: 1960s

- RND1140 HO 50' Plug Door Smooth Side Box Car, SOU #581
- RND1141 HO 50' Plug Door Smooth Side Box Car, SOU #600
- RND1142 HO 50' Plug Door Smooth Side Box Car, SOU #615

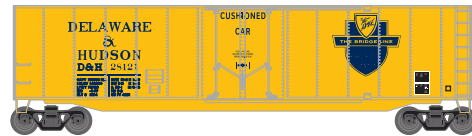
Pennsylvania



Era: 1950s

- RND1143 HO 50' Plug Door Smooth Side Box Car, PRR #21001
- RND1144 HO 50' Plug Door Smooth Side Box Car, PRR #21006
- RND1145 HO 50' Plug Door Smooth Side Box Car, PRR #21009

Delaware & Hudson



Era: 1950s

- RND1146 HO 50' Plug Door Smooth Side Box Car, DH #28121
- RND1148 HO 50' Plug Door Smooth Side Box Car, DH #28123
- RND1149 HO 50' Plug Door Smooth Side Box Car, DH #28127

All Road Names

PROTOTYPE AND BACKGROUND INFO:

Pullman Standard introduced the all steel PS-1 box car in several different sizes including 40', 50' and 60' lengths. Multiple door configurations and styles made these box cars very flexible. Pullman Standard had their own signature details, such as rolled non-terminating ends, and bow-tie stamped metal roofs. These were signature elements that identified the PS-1 among the other freight car builders of the time.

MODEL FEATURES:

- Fully-assembled and ready to run out of the box
- Highly-detailed, injection-molded body
- Painted and printed for realistic decoration
- 33" machined metal wheels with RP25 contours
- Minimum radius: 18"
- Cars feature standard or cushioned underframe per prototype
- Separately applied roof walk and brake wheel
- Weighted for trouble-free operation
- Body mounted McHenry operating scale knuckle couplers

\$30.98 SRP



Visit Your Local Retailer | Visit www.athearn.com | Call 1.800.338.4639

* Union Pacific Licensed Product