



## NEWLY RE-TOOLED BODIES

### Burlington Northern

### BNSF



Era: 1990's+

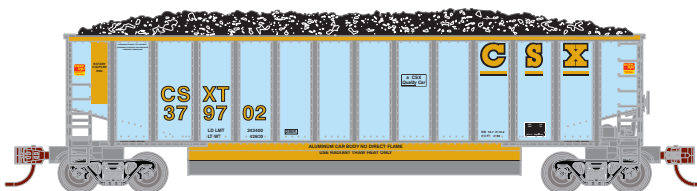
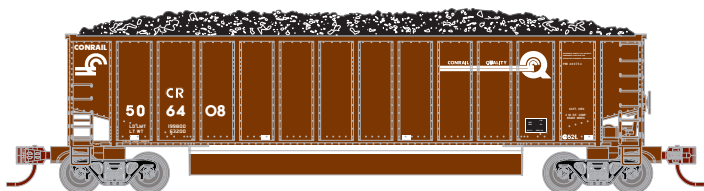
Era: 2000's+

ATH25058      BN 533800/533808/533836/533849/533865  
 ATH25059      BN 533803/533812/533838/533856/533875  
 ATH25060      BN 533809/533825/533841/533862/533873

ATH25067      BNSF 668001/668016/668039/668057/668078  
 ATH25068      BNSF 668005/668023/668044/668060/668086  
 ATH25069      BNSF 668014/668031/668049/668075/668097

### Conrail

### CSX



Era: 1990's+


Era: 1990's+

ATH25074      CR 506408/506414/506467/506509/506562  
 ATH25075      CR 506416/506432/506481/506527/506572  
 ATH25076      CR 506424/506450/506502/506539/506575

ATH25077      CSX 379702/379711/379733/379738/379765  
 ATH25078      CSX 379808/379824/379845/379869/379888  
 ATH25079      CSX 379770/379796/379832/379875/379897

### Union Pacific\*

### Data Only



Era: 1990's+

Era: 1990's+

ATH25084      UP 29000/29013/29045/29066/29081  
 ATH25085      UP 29003/29022/29051/29073/29085  
 ATH25086      UP 29009/29038/29055/29077/29098

ATH25087      Data Only Silver (5)

#### MODEL FEATURES:

- Separately applied brake wheel
- Multiple road numbers
- Removable coal load
- 36" machined metal wheels and RP25 contours
- Operates on Code 40, 55 and 80 rail
- Screw-mounted 100 ton roller bearing trucks
- Weighted for optimum performance
- Body-mounted McHenry® operating scale knuckle couplers
- Highly detailed, injection molded body
- Painted and printed for realistic decoration
- Minimum radius: 10"

#### PROTOTYPE AND BACKGROUND INFO:

The Coalporter was developed in an effort to create a higher-capacity, more efficient coal car. Built by Bethlehem Steel's Johnstown American Corporation, the BethGon features all-aluminum construction and a unique trough-style bottom for added carrying capacity.

This 'Bathtub' design increased the cubic capacity of the car and gave the added advantage of a lower center of gravity for better tracking. Coalporters generally operate in solid unit trains. One end of each car is equipped with a rotary coupler, to allow a train to be fed through a rotary unloader without uncoupling the cars.

## \$174.99 5-PACK

Orders Due: 05.27.22

ETA: June 2023



VISIT Your Local Retailer  
 CLICK Athearn.com  
 CALL 1.800.338.4639

\* Union Pacific Licensed Product