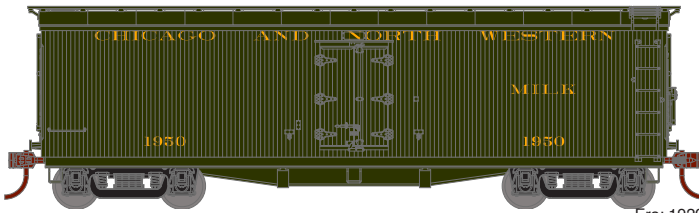




40ft Pfaudler Milk Car

HO

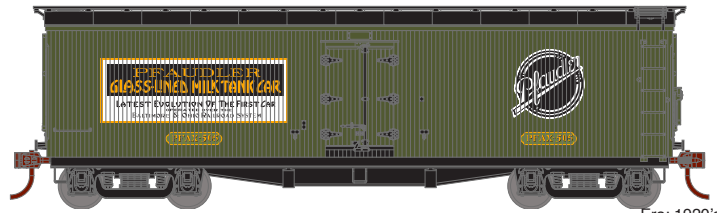
Chicago & North Western*



Era: 1920's+

ATH84707	CNW #1950
ATH84708	CNW #1955
ATH84709	CNW #1956

Pfaudler



Era: 1920's+

ATH84710	PFAK #505
ATH84711	PFAK #506
ATH84712	PFAK #508

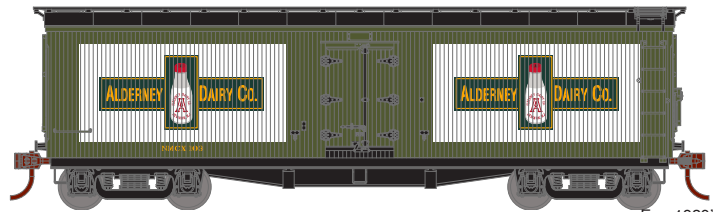
Reid Ice Cream



Era: 1920's+

ATH84713	RIX #102
ATH84714	RIX #104
ATH84715	RIX #107

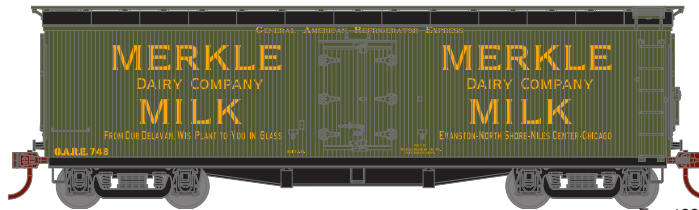
Alderney Dairy



Era: 1920's+

ATH84716	NMCX #103
ATH84717	NMCX #104
ATH84718	NMCX #109

Merkle



Era: 1920's+

ATH84719	GARE #748
ATH84720	GARE #742
ATH84721	GARE #745

MODEL FEATURES:

- Separately applied brake wheel
- Molded plastic underframe with separately applied brake cylinder
- Screw-mounted express-type trucks
- Machined metal wheels with RP25 contours
- Weighted for optimum performance
- Body-mounted McHenry® operating scale knuckle couplers
- Highly-detailed, injection-molded body
- Painted and printed for realistic decoration
- Minimum radius: 18"

PROTOTYPE AND BACKGROUND INFO:

In the 1920's, the Pfaudler Company and General American Car Company manufactured hundreds of wood sheathed, insulated milk cars. Designed as bulk milk carriers, the cars were built around two 6,000 gallon glass lined tanks and a brine cooling system designed to keep the milk at a constant 38 degrees Fahrenheit. Riding on passenger car trucks, these unique cars were often painted Pullman green to match the passenger cars of the era. The special purpose Pfaudler Cars hauled bulk milk shipments well into the 1950's.

\$36.99 INDIVIDUAL

Orders Due: 06.24.22

ETA: July 2023



VISIT Your Local Retailer
 CLICK Athearn.com
 CALL 1.800.338.4639

* Union Pacific Licensed Product