



HO ES44AC Diesel

Announced 10.27.17
Orders Due: 11.24.17

Burlington Northern Santa Fe

ETA: October 2018



Era: 2005+

Without Sound

ATHG69743

HO ES44AC, BNSF Railway/LNG Test Unit #5815

With Sound

ATHG69793

HO ES44AC w/DCC & Sound, BNSF Railway/LNG Test Unit #5815

BNSF #5815 - LNG FEATURES:

- New paint scheme variant
- NextFuel nose logos
- "Natural gas dual fuel" lettering on radiator compartment



Era: 2006+

Without Sound

ATHG69739

HO ES44AC, BNSF Railway #5765

ATHG69740

HO ES44AC, BNSF Railway #5784

ATHG69741

HO ES44AC, BNSF Railway #5807

ATHG69742

HO ES44AC, BNSF Railway #5856

With Sound

ATHG69789

HO ES44AC w/DCC & Sound, BNSF Railway #5765

ATHG69790

HO ES44AC w/DCC & Sound, BNSF Railway #5784

ATHG69791

HO ES44AC w/DCC & Sound, BNSF Railway #5807

ATHG69792

HO ES44AC w/DCC & Sound, BNSF Railway #5856

BNSF FEATURES:

- BNSF Heritage III /Wedge Paint Scheme
- Four new road numbers
- Short front snowplow
- Nose door window
- High number boards
- 4-window cab side windows
- Desktop control stand
- Sunshades
- Salem air filter
- Electronic parking brake
- Hi-adhesion trucks
- High rear sand filler
- Low rear vertical headlight

Canadian Pacific



Era: 2005+

Without Sound

ATHG83025

HO ES44AC, CPR/ w/PTC #8704

ATHG83026

HO ES44AC, CPR/ w/PTC #8722

ATHG83027

HO ES44AC, CPR/ w/PTC #8740

ATHG83028

HO ES44AC, CPR/ w/PTC #8753

With Sound

ATHG83125

HO ES44AC w/DCC & Sound, CPR/ w/PTC #8704

ATHG83126

HO ES44AC w/DCC & Sound, CPR/ w/PTC #8722

ATHG83127

HO ES44AC w/DCC & Sound, CPR/ w/PTC #8740

ATHG83128

HO ES44AC w/DCC & Sound, CPR/ w/PTC #8753

CP FEATURES:

- Four new road numbers
- Tall front snowplow
- Dual trainline hoses
- Additional MU stand front and rear
- Nose door window
- Nose door grab iron
- Low front headlight
- Low number boards
- 3-window cab side
- Desktop control stand
- No sunshades
- Sinclair antenna
- Prime air filter
- Steerable trucks
- Low rear sand filler
- Rear high vertical headlights
- Long hood end access door

w/o Sound \$219.98_{SRP} With **Tsunami** Sound \$309.98_{SRP}

These items are subject to Horizon's MAP policy




Visit Your Local Retailer | Visit www.athearn.com | Call 1.800.338.4639

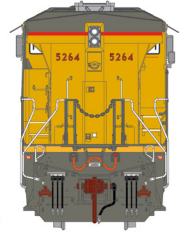



HO ES44AC Diesel Union Pacific*


Announced 10.27.17
Orders Due: 11.24.17
 ETA: October 2018



Era: 2014+



Era: 2015+



Without Sound

ATHG69744	HO ES44AC, UP/ w/PTC #5264
ATHG69745	HO ES44AC, UP/ w/PTC #5381
ATHG69746	HO ES44AC, UP/ w/PTC #5433
ATHG69747	HO ES44AC, UP/ w/PTC #5449
ATHG69748	HO ES44AC, UP/ w/PTC #5461

#5264:

- As-delivered paint with Building America behind cab

#5381:

- Repainted unit with no Building America

#5433:

- Repainted with Building America behind cab

With Sound


ATHG69794	HO ES44AC w/DCC & Sound, UP/ w/PTC #5264
ATHG69795	HO ES44AC w/DCC & Sound, UP/ w/PTC #5381
ATHG69796	HO ES44AC w/DCC & Sound, UP/ w/PTC #5433
ATHG69797	HO ES44AC w/DCC & Sound, UP/ w/PTC #5449
ATHG69798	HO ES44AC w/DCC & Sound, UP/ w/PTC #5461

#5449, #5461:

- As-delivered paint with small shield and Building America on long hood



Era: 2014+



UP FEATURES:

- New PTC antenna array
- Five new road numbers
- Yellow sill stripe
- Tall front snowplow
- Bolt-on front sander door
- Nose door without window
- Low front headlight
- High cab "brow" mounted number boards
- 3-window cab side
- Desktop control stand
- Dual cab side blue flag brackets
- Sunshades
- Prime air filter
- Air dryer
- Electronic parking brake
- Hi-adhesion trucks
- Low rear sand filler
- Rear high vertical headlights
- Long hood end access door

w/o Sound \$219.98_{SRP} With Tsunami² Sound \$309.98_{SRP}

These items are subject to Horizon's MAP policy
 * Union Pacific Licensed Product



Visit Your Local Retailer | Visit www.athearn.com | Call 1.800.338.4639



HO ES44AC Diesel

All Road Names

Announced 10.27.17
Orders Due: 11.24.17

ETA: October 2018

SOUND EQUIPPED MODELS ALSO FEATURE:

- Onboard DCC decoder with SoundTraxx Tsunami2 sound
- Sound units operate in both DC and DCC
- Full DCC functions available when operated in DCC mode
- Engine, horn, and bell sounds work in DC
- All functions NMRA compatible in DCC mode
- Excellent Slow speed control
- Operating lighting functions with F5 and/or F6
- Program a multiple unit (MU) lashup with lead unit only horn, bell, and lights
- Many functions can be altered via Configuration Value (CV) changes
- CV chart included

PROTOTYPE INFO:

In 2002, GE released the first of a new series of locomotives that would replace the popular Dash-9 series. The ES44DC and ES44AC, commonly called GEVOs for General Electric Evolution series, were designed to meet the stricter diesel locomotive emissions standards imposed by the EPA Tier II regulations. To meet the new standards, GE developed the 12-cylinder GEVO 12 engine. Both the bore and stroke were increased to produce the same 4400 horsepower as the older 7FDL16 16-cylinder engine. The new engine drives an alternator producing AC current that is rectified to DC current. On the ES44DC, this powers the traction motors. On the ES44AC, the DC current is "chopped" back into AC to power the traction motors. The two models share a common 73' 2" frame and external appearance.

The ES44DC and ES44AC external details have changed with almost every year's new orders. These models are of the early version produced in 2005 and 2006 and include the nose door on the left side, two widely-spaced dynamic brake vents, X-panels on the electrical cabinet, side grab irons on the long hood and flush-mounted top radiator grilles and radiator compartment doors.

LOCOMOTIVE FEATURES:

- Illuminated ditch lights
- Low or high front headlight per prototype
- Tinted cab windows
- Large antenna dome
- Small GPS dome
- See through dynamic brake intakes
- Two dynamic brake exhaust vents with wide spacing and flush housing
- Short auxiliary cab rear left-side doors
- Right side forward electrical cabinet with X-Panel
- Nathan K5HL horn
- Engine compartment side grab irons
- Flush radiator compartment doors
- Hand brake panel grille
- Flush heat exchanger housing and top radiator grilles
- 5000-gallon fuel tank
- Era: 2005+
- Minimum radius: 18"
- Recommended radius: 22"

GENESIS DIESEL LOCOMOTIVE FEATURES:

- Fully-assembled and ready-to-run
- DCC-ready features Quick Plug™ equipped with NEM 21-pin DCC plug
- Scaled from prototype resources including drawings, field measurements, photographs, and more
- Accurately-painted and -printed paint schemes
- Coupler cut levers
- MU hoses
- Trainline hose
- See through cab windows
- Full cab interior
- Walkway tread
- Fine-scale Celcon handrails for scale appearance
- Windshield wipers
- Lift rings
- Wire grab irons
- Detailed fuel tank with fuel fillers, fuel gauges, breather pipes, and retention tanks
- Sander lines
- McHenry scale knuckle couplers - Kadee compatible
- Genesis driveline with 5-pole skew wound motor, precision machined flywheels, and multi-link drivetrain for trouble free operation
- All-wheel drive with precision gears for smooth and quiet operation
- All-wheel electrical pickup provides reliable current flow
- Wheels with RP25 contours operate on all popular brands of track
- Bidirectional constant lighting so headlight brightness remains constant
- Heavy die-cast frame for greater traction and more pulling power
- Packaging securely holds for the model for safe storage
- Replacement parts available

w/o Sound \$219.98_{SRP} With Tsunami² Sound \$309.98_{SRP}

These items are subject to Horizon's MAP policy

