



N 50' Plug Door Box Car

Announced 1.27.17
Orders Due: 02.24.17

ETA: December 2017

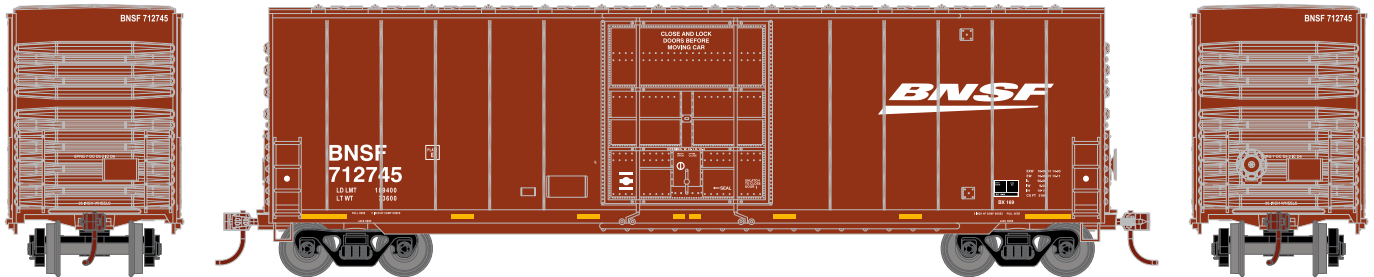
Santa Fe



ATH3765
ATH3766
ATH3767

N 50' Smooth High Cube Plug Door Box, SF #151807
N 50' Smooth High Cube Plug Door Box, SF #151833
N 50' Smooth High Cube Plug Door Box, SF #151845

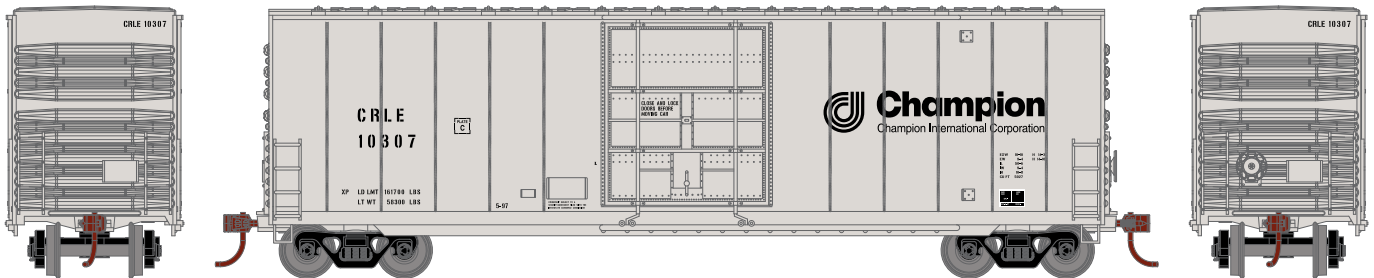
BNSF



ATH3768
ATH3769
ATH3770

N 50' Smooth High Cube Plug Door Box, BNSF #712745
N 50' Smooth High Cube Plug Door Box, BNSF #712750
N 50' Smooth High Cube Plug Door Box, BNSF #712903

Coe Rail Inc



ATH3771
ATH3772
ATH3773

N 50' Smooth High Cube Plug Door Box, CRLE #10307
N 50' Smooth High Cube Plug Door Box, CRLE #10325
N 50' Smooth High Cube Plug Door Box, CRLE #10374

Southern Pacific Santa Fe



ATH3783
ATH3784
ATH3785

N 50' Smooth High Cube Plug Door Box, SPSF #16816
N 50' Smooth High Cube Plug Door Box, SPSF #16867
N 50' Smooth High Cube Plug Door Box, SPSF #16873

\$21.98SRP



Visit Your Local Retailer | Visit www.athearn.com | Call 1.800.338.4639




N 50' Plug Door Box Car

Announced 1.27.17
Orders Due: 02.24.17

ETA: December 2017


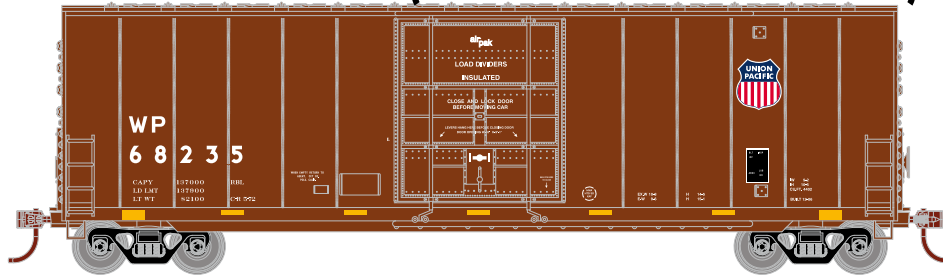
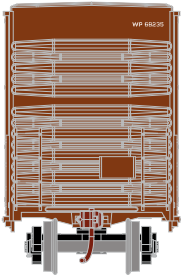
Cotton Belt* (ex-Golden West)



Primed for Grime


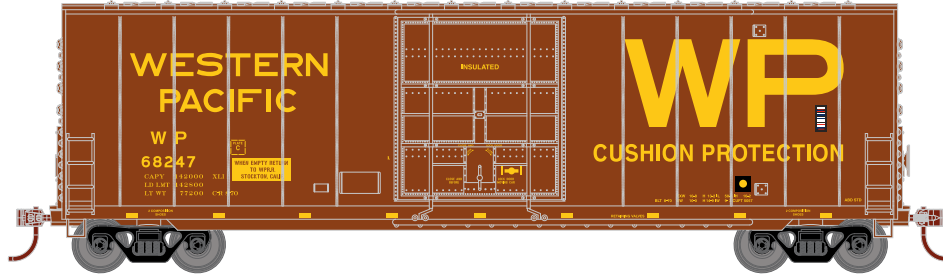
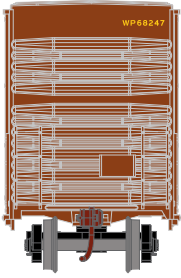
- ATH3774 N 50' Smooth High Cube Plug Door Box, SSW/Ex-GVSR #24250
- ATH3775 N 50' Smooth High Cube Plug Door Box, SSW/Ex-GVSR #24271
- ATH3776 N 50' Smooth High Cube Plug Door Box, SSW/Ex-GVSR #24277

Union Pacific* (ex Western Pacific*)



- ATH3780 N 50' Smooth High Cube Plug Door Box, WP/UP Logo #68235
- ATH3781 N 50' Smooth High Cube Plug Door Box, WP/UP Logo #68276
- ATH3782 N 50' Smooth High Cube Plug Door Box, WP/UP Logo #68298

Western Pacific*



- ATH3777 N 50' Smooth High Cube Plug Door Box, WP #68247
- ATH3778 N 50' Smooth High Cube Plug Door Box, WP #68261
- ATH3779 N 50' Smooth High Cube Plug Door Box, WP #68293

All Road Names

MODEL FEATURES:

- Former MDC tooling
- Brand new paint schemes
- Fully-assembled and ready to run
- Highly-detailed, injection-molded body
- Separate brake wheel
- Painted and printed for realistic decoration
- Machined metal wheels
- Weighted for trouble free operation
- McHenry operating scale knuckle couplers
- Clear plastic jewel box for convenient storage

- Operates on Code 55 and 80 rail
- Minimum radius: 9 3/4"

PRIMED FOR GRIME MODELS FEATURE:

- Duplicated look and feel of "In Service" equipment; "Tattered and Torn" just like the real thing
- Faded base colors matched to the prototype
- Patches applied and shaped per road number matching each corresponding side to the prototype
- Perfect starting point for adding grime and rust



#Ready2Rust

\$21.98_{SRP}



Visit Your Local Retailer | Visit www.athearn.com | Call 1.800.338.4639

* Union Pacific Licensed Product