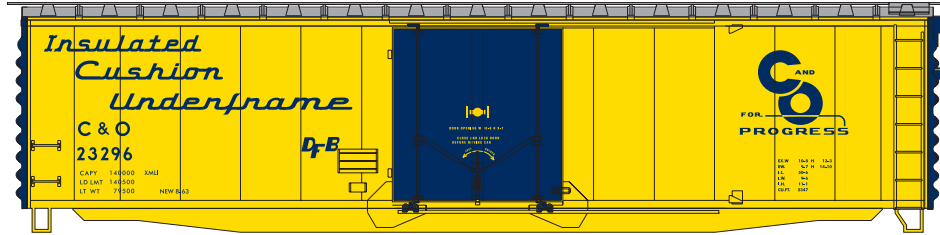


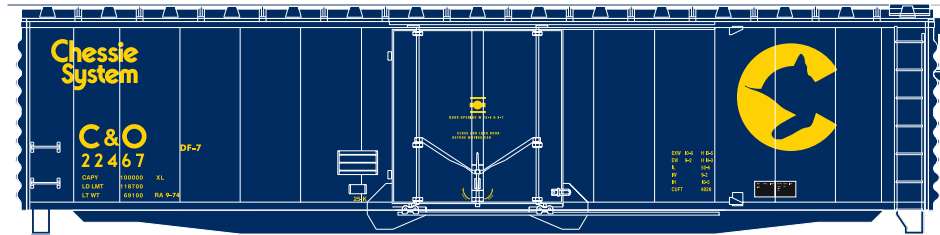


Announced: 12-15-09
 Orders Due: 1-15-10
 ETA: May 2010

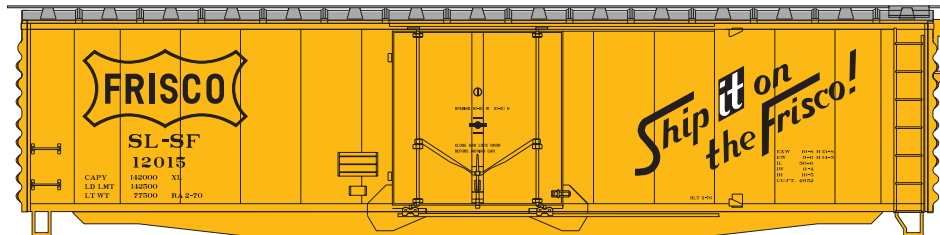
50' PS1 Plug Door Box



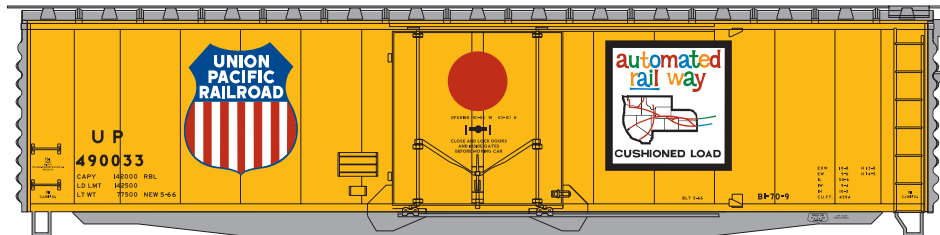
- ___ 14193 Chesapeake & Ohio #23110 \$18.98
- ___ 14194 Chesapeake & Ohio #23296 \$18.98
- ___ 14195 Chesapeake & Ohio #23314 \$18.98



- ___ 14196 Chessie #22467 \$18.98
- ___ 14197 Chessie #22480 \$18.98
- ___ 14198 Chessie #22514 \$18.98



- ___ 22201 Frisco #12015 \$18.98
- ___ 22202 Frisco #12028 \$18.98
- ___ 22203 Frisco #12039 \$18.98



- ___ 22204 Union Pacific #490033 \$18.98*
- ___ 22205 Union Pacific #490082 \$18.98*
- ___ 22206 Union Pacific #490164 \$18.98*

Era: 1950s to 1980s

- Now packed in jewel box
- Fully detailed molded underframes
- McHenry® knuckle spring couplers
- Scale profile brake wheels
- Screw mounted trucks for enhanced performance
- Weighted for optimum operation
- Etched metal roof walks

Athearn Trains • 2883 East Spring Street • Suite 100 • Long Beach, CA • 90806
 310-763-7140 • fax 562-427-0536 • www.athearn.com