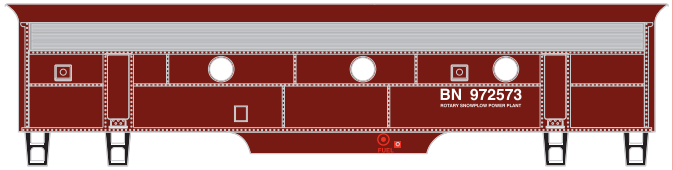
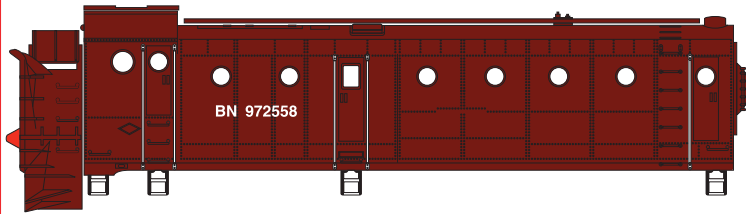




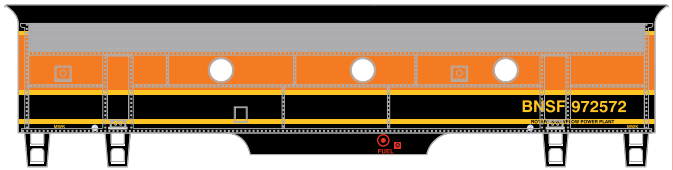
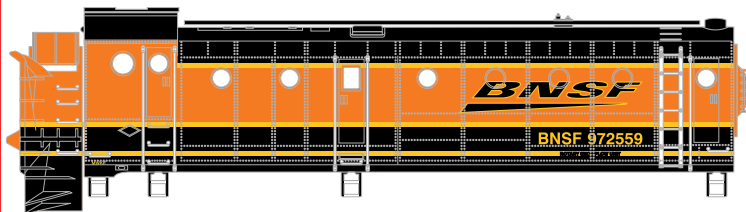
Announced: 7-19-11  
Orders Due: 8-19-11  
ETA: January 2012

HO SCALE

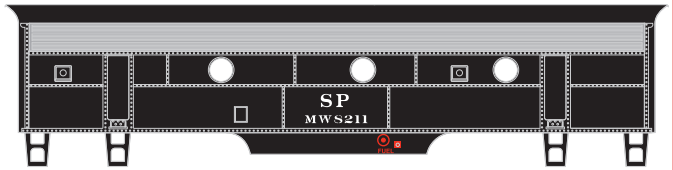
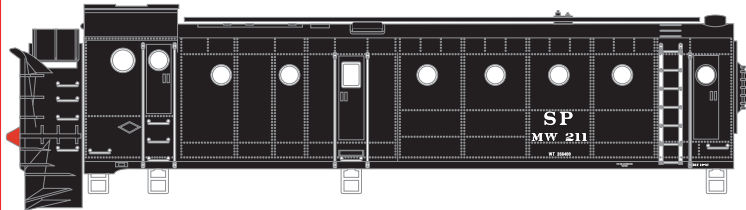
# ROTARY SNOWPLOW




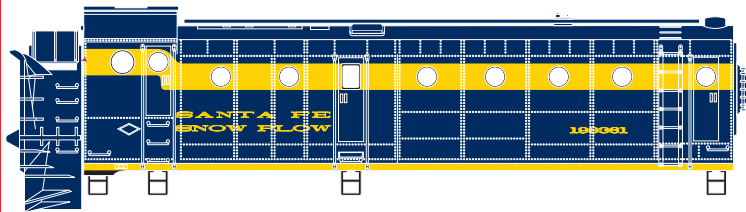
\_\_\_ 93820 Burlington Northern #972558 (with F7B) \$69.98



\_\_\_ 93821 BNSF #972559 (with F7B) \$69.98



\_\_\_ 93822 Southern Pacific #MW 211 (with F7B) \$69.98\*



\_\_\_ 93823 Santa Fe #199361 (with F7B) \$69.98

Era: 1950s to present

- Upgraded tooling
- Machined metal wheels
- Operating rotary blades powered by 12V DC motor
- Razor-sharp printing and painting
- Window glazing
- McHenry® scale knuckle spring coupler on rear of tender

Featuring the Athearn rotary snowplow and unpowered F7B (used as power for the blade, not propulsion). We have added a motor and drive mechanism to create operating rotary blades. New window glazing and sharp new paint schemes are included as well.

Athearn Trains • 1600 Forbes Way • Suite 120 • Long Beach, CA • 90810  
310-763-7140 • fax 562-427-0536 • www.athearn.com

\* Union Pacific Licensed Product

UPC 797534 93xxx