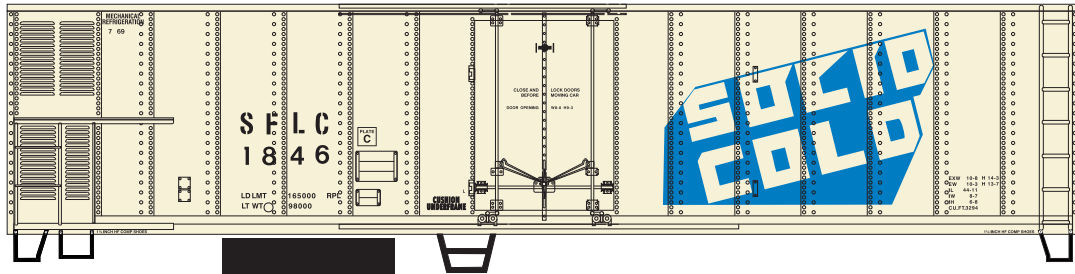




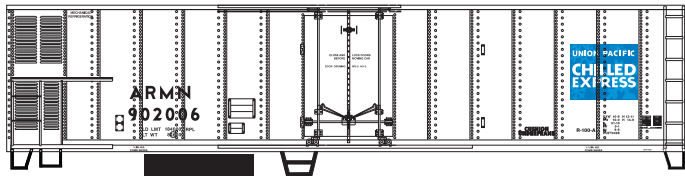
Announced: 2-24-09
Orders Due: 3-20-09
 ETA: September 2009

50' Mechanical Reefer



Era: 1960s - 1980s

- Fully assembled
- Razor-sharp printing and painting
- McHenry® scale knuckle spring couplers
- Perfect for small home layouts
- RP25 profile machined 33" metal wheel sets
- Weighted for optimum performance



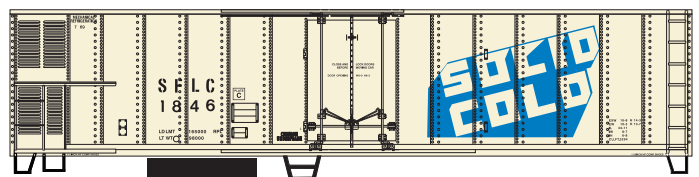
- ___ 75460 ARMN/Chilled Express #1 \$17.98
- ___ 75461 ARMN/Chilled Express #2 \$17.98



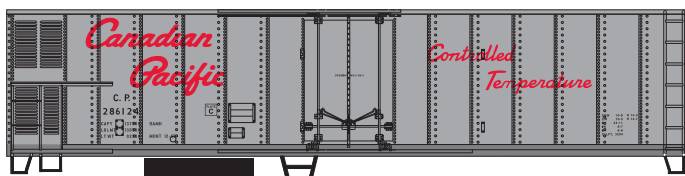
- ___ 75466 Milwaukee #1 \$17.98
- ___ 75467 Milwaukee #2 \$17.98



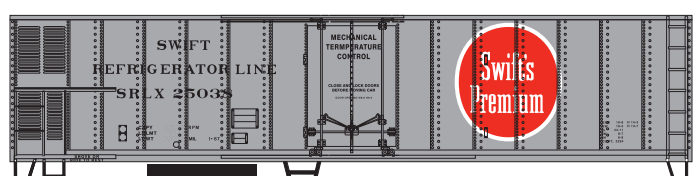
- ___ 75462 BREX-BN #1 \$17.98
- ___ 75463 BREX-BN #2 \$17.98



- ___ 75468 SFLC/Solid Cold #1 \$17.98
- ___ 75469 SFLC/Solid Cold #2 \$17.98



- ___ 75464 Canadian Pacific #1 \$17.98
- ___ 75465 Canadian Pacific #2 \$17.98



- ___ 75470 Swift #1 \$17.98
- ___ 75471 Swift #2 \$17.98

Athearn Trains • 1550 Glenn Curtiss Street • Carson, CA • 90746
 310-763-7140 • fax 310-763-7449 • www.athearn.com