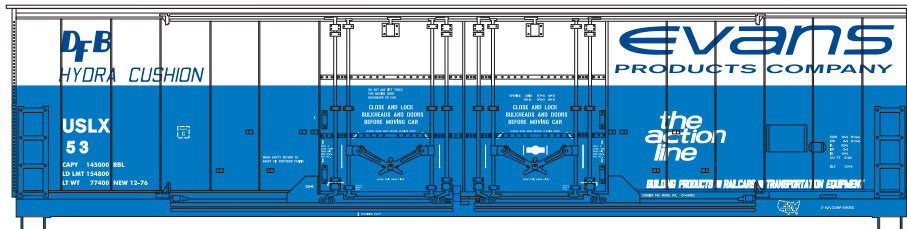


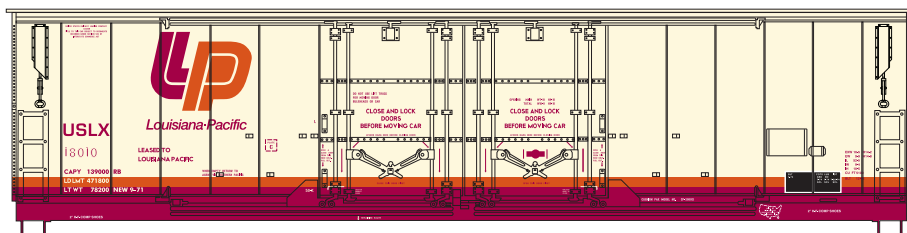


Announced: 6-22-10  
**Orders Due: 7-16-10**  
 ETA: November 2010

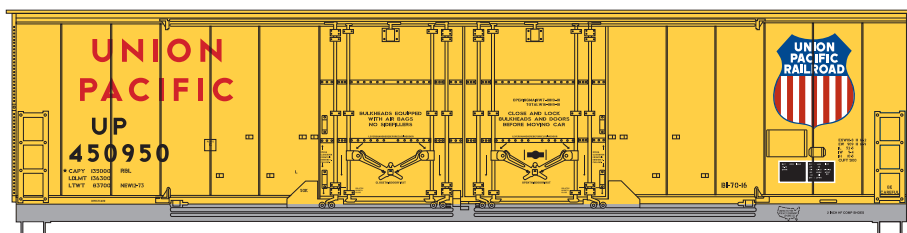
# 50' Evans Double Plug Door Box Car



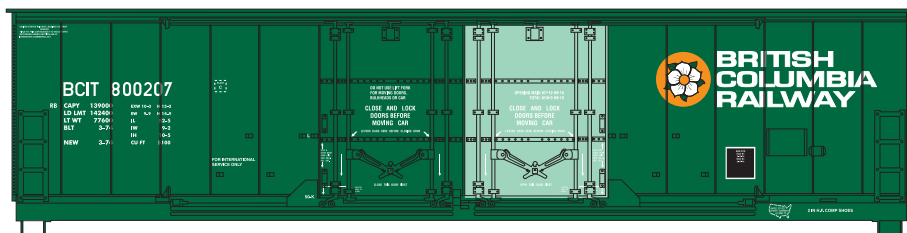
- \_\_\_ 96909 USLX Evans #53 \$21.98
- \_\_\_ 96910 USLX Evans #94 \$21.98
- \_\_\_ 96911 USLX Evans #121 \$21.98



- \_\_\_ 96912 USLX Louisiana-Pacific #18010 \$21.98
- \_\_\_ 96913 USLX Louisiana-Pacific #18022 \$21.98
- \_\_\_ 96914 USLX Louisiana-Pacific #18047 \$21.98



- \_\_\_ 96915 Union Pacific #450950 \$21.98\*
- \_\_\_ 96916 Union Pacific #451156 \$21.98\*
- \_\_\_ 96917 Union Pacific #451249 \$21.98\*



- \_\_\_ 96918 British Columbia Ry #800207 \$21.98
- \_\_\_ 96919 British Columbia Ry #800284 \$21.98
- \_\_\_ 96920 British Columbia Ry #800348 \$21.98

Era: Mid 1970s - Present

- Fully assembled
- Razor-sharp printing and painting
- McHenry® scale knuckle spring couplers
- Separately applied grab irons, ladders, stirrup steps, brake wheel, brake stand and underbody details
- Perfect for small home layouts
- RP25 profile machined 33" metal wheel sets
- Weighted for optimum performance

Athearn Trains • 2883 East Spring Street • Suite 100 • Long Beach, CA • 90806  
 310-763-7140 • fax 562-427-0536 • www.athearn.com

\* Union Pacific Licensed Product