
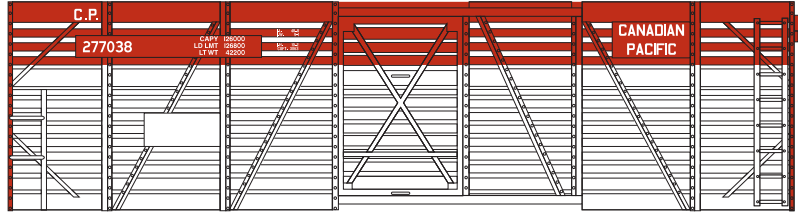



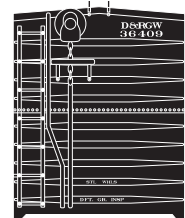
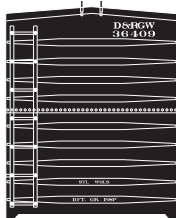


Announced: 2-22-11  
**Orders Due: 3-18-11**  
 ETA: September 2011



# 40' Stock Car






- \_\_\_ 75933 Canadian Pacific #277038 \$19.98
- \_\_\_ 75934 Canadian Pacific #277125 \$19.98
- \_\_\_ 75935 Canadian Pacific #277164 \$19.98
- \_\_\_ 75936 Canadian Pacific #277187 \$19.98



- \_\_\_ 75937 D&RGW #36409 \$19.98\*
- \_\_\_ 75938 D&RGW #36415 \$19.98\*
- \_\_\_ 75939 D&RGW #36452 \$19.98\*
- \_\_\_ 75940 D&RGW #36466 \$19.98\*



- \_\_\_ 75941 Great Northern Red #55772 \$19.98
- \_\_\_ 75942 Great Northern Red #55803 \$19.98
- \_\_\_ 75943 Great Northern Red #56157 \$19.98
- \_\_\_ 75944 Great Northern Red #56460 \$19.98



- \_\_\_ 75945 Santa Fe #25145 \$19.98
- \_\_\_ 75946 Santa Fe #25836 \$19.98
- \_\_\_ 75947 Santa Fe #26013 \$19.98
- \_\_\_ 75948 Santa Fe #26552 \$19.98

Era – 1940s through 1960s (Steam to diesel transition era)

- Metal RP25 profile wheel sets • Weighted for optimum performance
- McHenry® scale knuckle spring couplers
- During stock season, long trains of stock cars were a common sight

Athearn Trains • 2883 East Spring Street • Suite 100 • Long Beach, CA • 90806  
 310-763-7140 • fax 562-427-0536 • www.athearn.com