
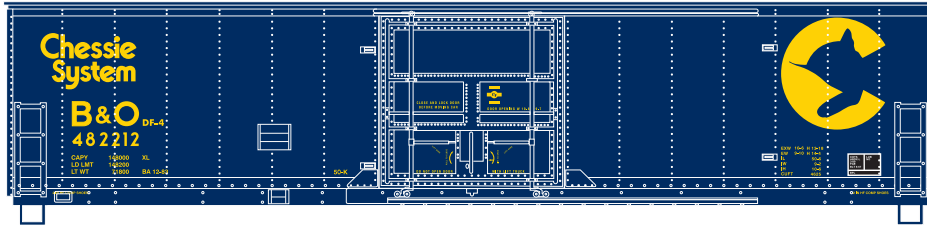
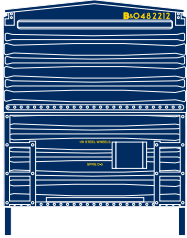



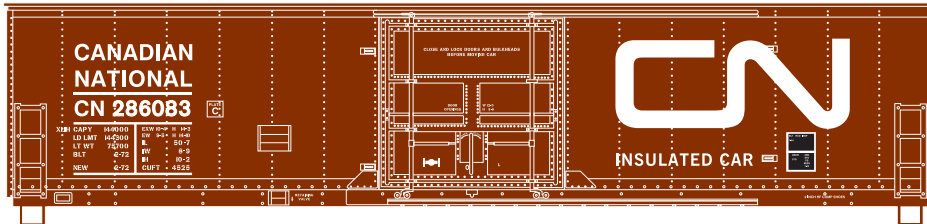



Announced: 8-23-11
Orders Due: 9-16-11
 ETA: February 2012

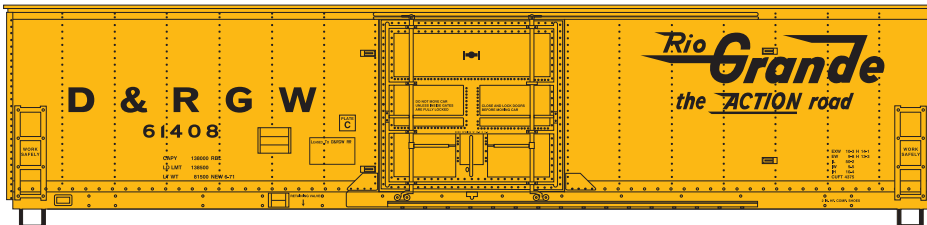
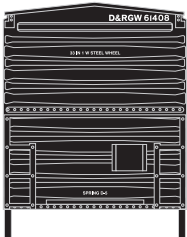
50' Superior Door Box




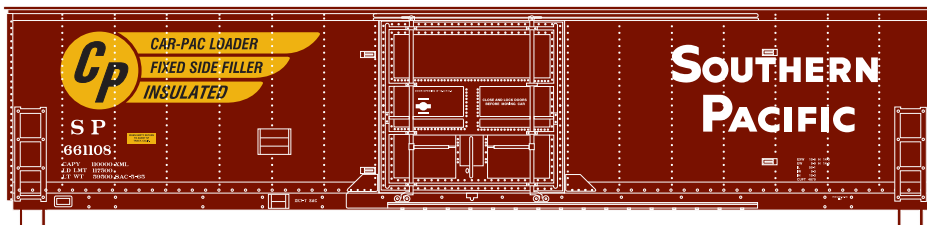
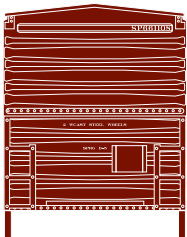
___ 89500 Chessie-B&O #482212 \$24.98
 ___ 89501 Chessie-B&O #482295 \$24.98
 ___ 89502 Chessie-B&O #482387 \$24.98



___ 89503 Canadian National #286083 \$24.98
 ___ 89504 Canadian National #286362 \$24.98
 ___ 89505 Canadian National #286547 \$24.98



___ 89506 D&RGW #61408 \$24.98*
 ___ 89507 D&RGW #61409 \$24.98*
 ___ 89508 D&RGW #61411 \$24.98*



___ 89509 Southern Pacific #661108 \$24.98*
 ___ 89510 Southern Pacific #661113 \$24.98*
 ___ 89511 Southern Pacific #661120 \$24.98*

Era: 1970s - 1990s

- Fully assembled
- Razor-sharp printing and painting
- McHenry® scale knuckle spring couplers
- Factory installed separate side ladders
- Perfect for small home layouts
- RP25 profile machined 33" metal wheel sets
- Weighted for optimum performance

Athearn Trains • 1600 Forbes Way • Suite 120 • Long Beach, CA • 90810
 310-763-7140 • fax 562-427-0536 • www.athearn.com