
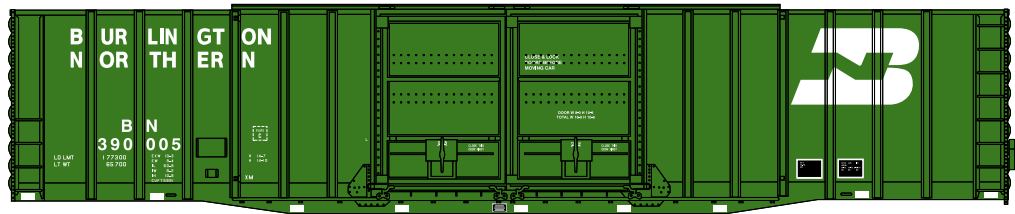




N 60' PS Auto Parts Box Burlington Northern

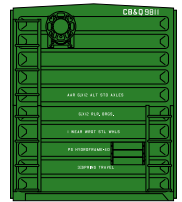
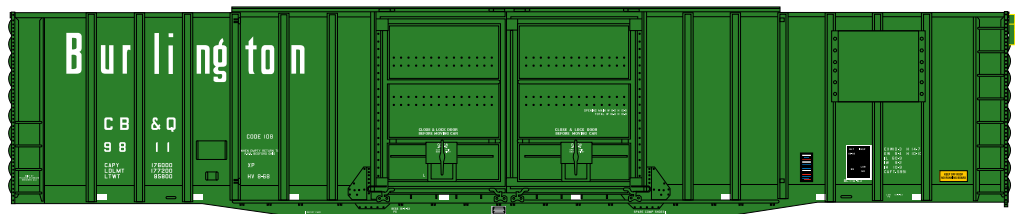

Announced 02.26.16
Orders Due: 03.25.16
 ETA: December 2016



Era: 1970+

ATH6508 N 60' PS Auto Box, BN #390005
 ATH6509 N 60' PS Auto Box, BN #390011
 ATH6510 N 60' PS Auto Box, BN #390030


Chicago Burlington & Quincy



Era: 1968+

ATH6511 N 60' PS Auto Box, CB&Q #9811
 ATH6512 N 60' PS Auto Box, CB&Q #9828
 ATH6513 N 60' PS Auto Box, CB&Q #9849

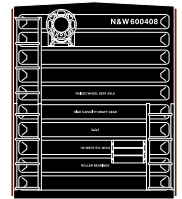
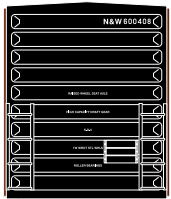
Louisville & Nashville



Era: 1968+

ATH6514 N 60' PS Auto Box, L&N #105509
 ATH6515 N 60' PS Auto Box, L&N #105520
 ATH6516 N 60' PS Auto Box, L&N #105539

Norfolk & Western



Era: 1971+

ATH6517 N 60' PS Auto Box, N&W #600408
 ATH6518 N 60' PS Auto Box, N&W #600412
 ATH6519 N 60' PS Auto Box, N&W #600423

\$25.98 SRP

These items are subject to Horizon's MAP policy



Visit Your Local Retailer | Visit www.athearn.com | Call 1.800.338.4639



N 60' PS Auto Parts Box

Announced 02.26.16
Orders Due: 03.25.16

Southern

ETA: December 2016

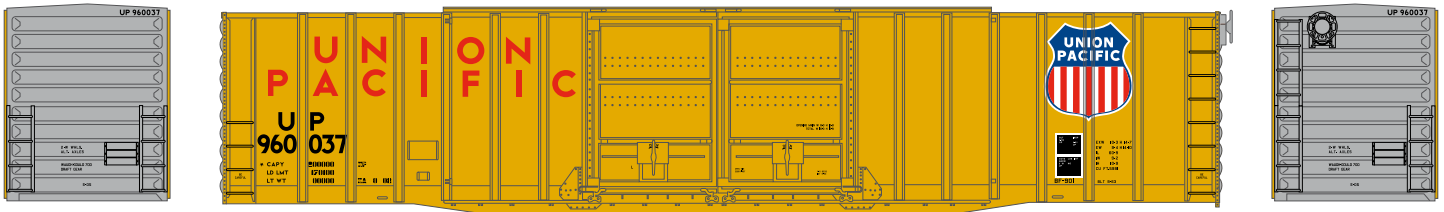


Era: 1964+

ATH6520
 ATH6521
 ATH6522

N 60' PS Auto Box, SOU #17061
 N 60' PS Auto Box, SOU #17134
 N 60' PS Auto Box, SOU #17212

Union Pacific*



Era: 1968+

ATH6523
 ATH6524
 ATH6525

N 60' PS Auto Box, UP #960037
 N 60' PS Auto Box, UP #960042
 N 60' PS Auto Box, UP #960059

Western Pacific*



Era: 1963+

ATH6526
 ATH6527
 ATH6528

N 60' PS Auto Box, WP #3702
 N 60' PS Auto Box, WP #3715
 N 60' PS Auto Box, WP #3721

N SCALE FREIGHT CAR FEATURES:

- Multiple road numbers
- Fully-assembled and ready-to-run out of the box
- Accurately painted and printed
- Highly detailed, injection molded body
- Separately applied brake wheel
- Machined metal wheels
- Screw mounted trucks
- McHenry operating knuckle couplers
- Weighted for trouble free operation
- Clear plastic jewel box for convenient storage
- Operates on Code 55 and 80 rail

PROTOTYPE INFORMATION:

During the 1960's, Ford Motor Company, Pullman Standard and Santa Fe pooled their resources to develop a standard boxcar to meet the transportation needs of automobile manufacturers in

FREIGHT CAR FEATURES:

- Highly detailed doors
- Photo-etched stirrup steps
- WP, etched metal roofwalk
- 100-Ton roller bearing trucks with extended drawbar
- Era: Early 1960s thru 1970s
- Minimum radius: 11"
- Recommended radius: 15"

the United States. Delivered in 1965, the Pullman Standard auto parts boxcar is the most prolific example of this type of freight car. It ultimately changed the face of automobile manufacturing and rail transportation.

\$25.98 SRP

These items are subject to Horizon's MAP policy

* Union Pacific Licensed Product



Visit Your Local Retailer | Visit www.athearn.com | Call 1.800.338.4639