





HO Wide Vision Caboose

Announced 2.24.17
Available for Backorder

ETA: January 2018


Union Pacific*



Era: 2000s+

- RND87945 HO Wide Vision Caboose, UP/Flag #25371
- RND87946 HO Wide Vision Caboose, UP/Flag #25408
- RND87947 HO Wide Vision Caboose, UP/Flag #25587



Chessie System



Era: 1970s+

- RND87948 HO Wide Vision Caboose, C&O #3103
- RND87949 HO Wide Vision Caboose, C&O #3118
- RND87950 HO Wide Vision Caboose, C&O #3152



Missouri Kansas Texas*



Era: 1970s+

- RND87951 HO Wide Vision Caboose, MKT #88
- RND87952 HO Wide Vision Caboose, MKT #103
- RND87953 HO Wide Vision Caboose, MKT #112

Santa Fe (Kodachrome)



Era: 1985+

- RND87954 HO Wide Vision Caboose, SF/Kodachrome #999700

\$28.98SRP



Visit Your Local Retailer | Visit www.athearn.com | Call 1.800.338.4639

* Union Pacific Licensed Product



HO Wide Vision Caboose

Southern Pacific Santa Fe

Announced 2.24.17
Available for Backorder

ETA: January 2018



Era: 1985+

RND87955
RND87956

HO Wide Vision Caboose, SPSF #999089
HO Wide Vision Caboose, SPSF #999103

All Road Names

PROTOTYPE AND BACKGROUND INFO:

Perhaps one of the most recognizable icons of American railroading, the caboose completed the train. Caboose provide shelter for crew at the end of a train, who were long required for switching and shunting, and to keep a lookout for load shifting, damage to equipment and cargo, and overheating axles. In the extended-vision or wide-vision caboose, the sides of the cupola project beyond the side of the car body. Rock Island created some of these by rebuilding some standard cupola cabooses with windowed extensions applied to the sides of the cupola itself, but by far, the greatest number have the entire cupola compartment enlarged. This model was introduced by the International Car Company and saw service on most U.S. railroads. The expanded cupola allowed the crew to see past the top of the taller cars that began to appear after World War II, and also increased the roominess of the cupola area.

MODEL FEATURES:

- Fine end handrails and ladders
- Clear windows
- Caboose trucks
- Separately applied smoke jack and brake wheel
- Fully-assembled and ready to run
- Highly-detailed, injection-molded body
- Painted and printed for realistic decoration
- Machined metal wheels
- Weighted for trouble free operation
- Wheels with RP25 contours operate on all popular brands of track
- Body mounted McHenry operating scale knuckle couplers
- Window packaging for easy viewing
- Interior plastic blister carton safely holds model for convenient storage
- Minimum radius: 15"

\$28.98_{SRP}



Visit Your Local Retailer | Visit www.athearn.com | Call 1.800.338.4639