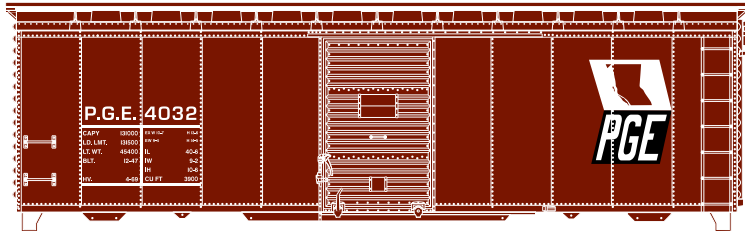





Announced: 1-19-10  
**Orders Due: 2-19-10**  
 ETA: May 2010


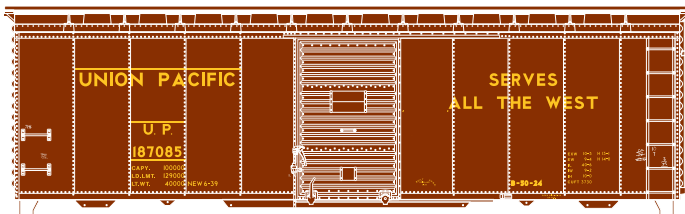
# 40' Youngstown Door Box Car



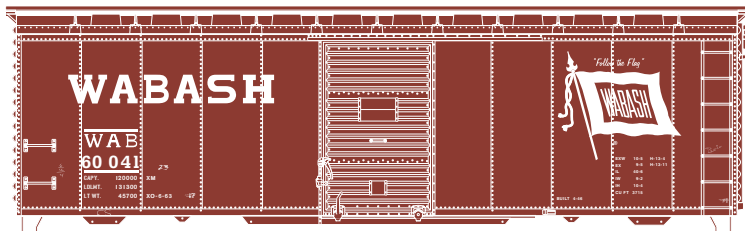
- \_\_\_ 70001 Pacific Great Eastern #4032 \$17.98
- \_\_\_ 70002 Pacific Great Eastern #4059 \$17.98
- \_\_\_ 70003 Pacific Great Eastern #4076 \$17.98



- \_\_\_ 70004 Susquehanna #503 \$17.98
- \_\_\_ 70005 Susquehanna #517 \$17.98
- \_\_\_ 70006 Susquehanna #524 \$17.98



- \_\_\_ 70007 Union Pacific #187085 \$17.98\*
- \_\_\_ 70008 Union Pacific #187500 \$17.98\*
- \_\_\_ 70009 Union Pacific #187911 \$17.98\*



- \_\_\_ 70010 Wabash #60041 \$17.98
- \_\_\_ 70011 Wabash #60309 \$17.98
- \_\_\_ 70012 Wabash #60555 \$17.98

Era: 1950s-1980s

- Fully assembled
- Razor-sharp printing and painting
- McHenry® scale knuckle spring couplers

- Perfect for small home layouts
- RP25 profile machined 33" metal wheel sets
- Weighted for optimum performance

Athearn Trains • 2883 East Spring Street • Suite 100 • Long Beach, CA • 90806  
 310-763-7140 • fax 562-427-0536 • www.athearn.com